



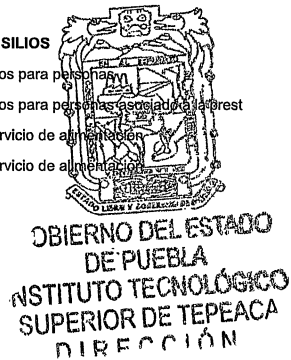
Usr: Contabilidad  
Rep: rptEstadoPresupuestoEgresos\_FF

## Instituto Tecnológico Superior de Tepeaca Estado de Puebla

Estado del Ejercicio del Presupuesto de Egresos por Fuente de Financiamiento Al 30/sep./2024

Fecha y hora de Impresión | 03/oct./2024  
05:41 p. m.

Unidad Administrativa	Presupuesto	Ampliaci	Presupuesto	Presupuesto	Presupuesto	Comprometid	Presupuesto	Ejercido	Pagado	Cuentas por
Objeto del Gasto	Aprobado	(Reducciones)	Vigente	Comprometido	Disponi	o No	Sin	Ejercido	Pagado	Pagar
Objeto del Gasto	Aprobado	(Reducciones)	Vigente	Comprometido	Disponi	o No	Sin	Ejercido	Pagado	Pagar
Objeto del Gasto	Aprobado	(Reducciones)	Vigente	Comprometido	Disponi	o No	Sin	Ejercido	Pagado	Pagar
<b>013 Ingresos Propios 2023</b>										
3000 SERVICIOS GENERALES	\$0.00	\$34,265.00	\$34,265.00	\$34,265.00	\$0.00	\$34,265.00	\$0.00	\$34,265.00	\$34,265.00	\$0.00
3200 SERVICIOS DE ARRENDAMIENTO	\$0.00	\$4,105.00	\$4,105.00	\$4,105.00	\$0.00	\$4,105.00	\$0.00	\$4,105.00	\$4,105.00	\$0.00
3290 Otros arrendamientos	\$0.00	\$4,105.00	\$4,105.00	\$4,105.00	\$0.00	\$4,105.00	\$0.00	\$4,105.00	\$4,105.00	\$0.00
3291 Otros arrendamientos	\$0.00	\$4,105.00	\$4,105.00	\$4,105.00	\$0.00	\$4,105.00	\$0.00	\$4,105.00	\$4,105.00	\$0.00
3800 SERVICIOS OFICIALES	\$0.00	\$30,160.00	\$30,160.00	\$30,160.00	\$0.00	\$30,160.00	\$0.00	\$30,160.00	\$30,160.00	\$0.00
3830 Congresos y convenciones	\$0.00	\$30,160.00	\$30,160.00	\$30,160.00	\$0.00	\$30,160.00	\$0.00	\$30,160.00	\$30,160.00	\$0.00
3831 Congresos y convenciones	\$0.00	\$30,160.00	\$30,160.00	\$30,160.00	\$0.00	\$30,160.00	\$0.00	\$30,160.00	\$30,160.00	\$0.00
4000 TRANSFERENCIAS, ASIGNACIONES, SUBSIDIO	\$0.00	\$15,418.60	\$15,418.60	\$14,891.02	\$527.58	\$14,891.02	\$0.00	\$14,891.02	\$14,891.02	\$0.00
4400 AYUDAS SOCIALES	\$0.00	\$15,418.60	\$15,418.60	\$14,891.02	\$527.58	\$14,891.02	\$0.00	\$14,891.02	\$14,891.02	\$0.00
4410 Ayudas sociales a personas	\$0.00	\$15,418.60	\$15,418.60	\$14,891.02	\$527.58	\$14,891.02	\$0.00	\$14,891.02	\$14,891.02	\$0.00
4417 Ayudas en materia de formación educativa y cultural	\$0.00	\$15,418.60	\$15,418.60	\$14,891.02	\$527.58	\$14,891.02	\$0.00	\$14,891.02	\$14,891.02	\$0.00
<b>Ingresos Propios 2023</b>	<b>\$0.00</b>	<b>\$49,683.60</b>	<b>\$49,683.60</b>	<b>\$49,156.02</b>	<b>\$527.58</b>	<b>\$49,156.02</b>	<b>\$0.00</b>	<b>\$49,156.02</b>	<b>\$49,156.02</b>	<b>\$0.00</b>
<b>014 Ingresos Propios 2024</b>										
2000 MATERIALES Y SUMINISTROS	\$274,889.92	-\$211,693.06	\$63,196.86	\$63,196.86	\$0.00	\$63,196.86	\$0.00	\$63,196.86	\$63,196.86	\$0.00
2100 MATERIALES DE ADMINISTRACIÓN, EMISIÓN DE DOC	\$81,055.42	-\$32,161.42	\$48,894.00	\$48,894.00	\$0.00	\$48,894.00	\$0.00	\$48,894.00	\$48,894.00	\$0.00
2110 Materiales, útiles y equipos menores de oficina	\$316.09	-\$316.09	\$0.00	\$0.00	\$0.00	\$0.00	\$0.00	\$0.00	\$0.00	\$0.00
2111 Materiales, útiles y equipos menores de oficina	\$316.09	-\$316.09	\$0.00	\$0.00	\$0.00	\$0.00	\$0.00	\$0.00	\$0.00	\$0.00
2140 Materiales, útiles y equipos menores de tecnologías de la	\$9,579.01	-\$9,579.01	\$0.00	\$0.00	\$0.00	\$0.00	\$0.00	\$0.00	\$0.00	\$0.00
2141 Materiales, útiles y equipos menores de tecnologías de la	\$9,579.01	-\$9,579.01	\$0.00	\$0.00	\$0.00	\$0.00	\$0.00	\$0.00	\$0.00	\$0.00
2150 Material impreso e información digital	\$0.00	\$48,894.00	\$48,894.00	\$48,894.00	\$0.00	\$48,894.00	\$0.00	\$48,894.00	\$48,894.00	\$0.00
2151 Material impreso e información digital	\$0.00	\$48,894.00	\$48,894.00	\$48,894.00	\$0.00	\$48,894.00	\$0.00	\$48,894.00	\$48,894.00	\$0.00
2160 Material de limpieza	\$71,160.32	-\$71,160.32	\$0.00	\$0.00	\$0.00	\$0.00	\$0.00	\$0.00	\$0.00	\$0.00
2161 Material de limpieza	\$71,160.32	-\$71,160.32	\$0.00	\$0.00	\$0.00	\$0.00	\$0.00	\$0.00	\$0.00	\$0.00
2200 ALIMENTOS Y UTENSILIOS	\$11,217.23	-\$11,217.23	\$0.00	\$0.00	\$0.00	\$0.00	\$0.00	\$0.00	\$0.00	\$0.00
2210 Productos alimenticios para personas	\$2,098.40	-\$2,098.40	\$0.00	\$0.00	\$0.00	\$0.00	\$0.00	\$0.00	\$0.00	\$0.00
2216 Productos alimenticios para personas asociadas al prest	\$2,098.40	-\$2,098.40	\$0.00	\$0.00	\$0.00	\$0.00	\$0.00	\$0.00	\$0.00	\$0.00
2230 Utensilios para el servicio de alimentación	\$9,118.83	-\$9,118.83	\$0.00	\$0.00	\$0.00	\$0.00	\$0.00	\$0.00	\$0.00	\$0.00
2231 Utensilios para el servicio de alimentación	\$9,118.83	-\$9,118.83	\$0.00	\$0.00	\$0.00	\$0.00	\$0.00	\$0.00	\$0.00	\$0.00






Usr: Contabilidad  
Rep: rptEstadoPresupuestoEgresos\_FF

## Instituto Tecnológico Superior de Tepeaca Estado de Puebla

Estado del Ejercicio del Presupuesto de Egresos por Fuente de Financiamiento Al 30/sep./2024

Fecha y hora de Impresión | 03/oct./2024  
05:41 p. m.

Unidad Administrativa Objeto del Gasto	Aprobado	Ampliaciones / (Reducciones)	Presupuesto Vigente	Comprometido	Presupuesto Disponible para Comprometer	Devengado	Comprometid o No Devengado	Presupuesto Sin Devengar	Ejercido	Pagado	Cuentas por Pagar Deuda
<b>2300 MATERIAS PRIMAS Y MATERIALES DE PRODUCCIÓN</b>	<b>\$12,503.27</b>	<b>-\$12,503.27</b>	<b>\$0.00</b>	<b>\$0.00</b>	<b>\$0.00</b>	<b>\$0.00</b>	<b>\$0.00</b>	<b>\$0.00</b>	<b>\$0.00</b>	<b>\$0.00</b>	<b>\$0.00</b>
2310 Productos alimenticios, agropecuarios y forestales adquir	\$12,503.27	-\$12,503.27	\$0.00	\$0.00	\$0.00	\$0.00	\$0.00	\$0.00	\$0.00	\$0.00	\$0.00
2311 Productos alimenticios, agropecuarios y forestales adquir	\$12,503.27	-\$12,503.27	\$0.00	\$0.00	\$0.00	\$0.00	\$0.00	\$0.00	\$0.00	\$0.00	\$0.00
<b>2500 PRODUCTOS QUÍMICOS, FARMACÉUTICOS Y DE LABORATORIO</b>	<b>\$0.00</b>	<b>\$550.00</b>	<b>\$550.00</b>	<b>\$550.00</b>	<b>\$0.00</b>	<b>\$550.00</b>	<b>\$0.00</b>	<b>\$0.00</b>	<b>\$550.00</b>	<b>\$550.00</b>	<b>\$0.00</b>
2560 Fibras sintéticas, hules, plásticos y derivados	\$0.00	\$550.00	\$550.00	\$550.00	\$0.00	\$550.00	\$0.00	\$0.00	\$550.00	\$550.00	\$0.00
2561 Fibras sintéticas, hules, plásticos y derivados	\$0.00	\$550.00	\$550.00	\$550.00	\$0.00	\$550.00	\$0.00	\$0.00	\$550.00	\$550.00	\$0.00
<b>2600 COMBUSTIBLES, LUBRICANTES Y ADITIVOS</b>	<b>\$0.00</b>	<b>\$8,645.56</b>	<b>\$8,645.56</b>	<b>\$8,645.56</b>	<b>\$0.00</b>	<b>\$8,645.56</b>	<b>\$0.00</b>	<b>\$0.00</b>	<b>\$8,645.56</b>	<b>\$8,645.56</b>	<b>\$0.00</b>
2610 Combustibles, lubricantes y aditivos	\$0.00	\$8,645.56	\$8,645.56	\$8,645.56	\$0.00	\$8,645.56	\$0.00	\$0.00	\$8,645.56	\$8,645.56	\$0.00
2612 Combustibles, lubricantes y aditivos para vehículos destri	\$0.00	\$8,645.56	\$8,645.56	\$8,645.56	\$0.00	\$8,645.56	\$0.00	\$0.00	\$8,645.56	\$8,645.56	\$0.00
<b>2700 VESTUARIO, BLANCOS, PRENDAS DE PROTECCIÓN Y ACCESORIOS MENORES</b>	<b>\$170,114.00</b>	<b>-\$170,114.00</b>	<b>\$0.00</b>	<b>\$0.00</b>	<b>\$0.00</b>	<b>\$0.00</b>	<b>\$0.00</b>	<b>\$0.00</b>	<b>\$0.00</b>	<b>\$0.00</b>	<b>\$0.00</b>
2710 Vestuario y uniformes	\$170,114.00	-\$170,114.00	\$0.00	\$0.00	\$0.00	\$0.00	\$0.00	\$0.00	\$0.00	\$0.00	\$0.00
2711 Vestuario y uniformes	\$170,114.00	-\$170,114.00	\$0.00	\$0.00	\$0.00	\$0.00	\$0.00	\$0.00	\$0.00	\$0.00	\$0.00
<b>2900 HERRAMIENTAS, REFACCIONES Y ACCESORIOS MENORES DE EQUIPO DE TRANSPORTE</b>	<b>\$0.00</b>	<b>\$5,107.30</b>	<b>\$5,107.30</b>	<b>\$5,107.30</b>	<b>\$0.00</b>	<b>\$5,107.30</b>	<b>\$0.00</b>	<b>\$0.00</b>	<b>\$5,107.30</b>	<b>\$5,107.30</b>	<b>\$0.00</b>
2960 Refacciones y accesorios menores de equipo de transport	\$0.00	\$2,487.30	\$2,487.30	\$2,487.30	\$0.00	\$2,487.30	\$0.00	\$0.00	\$2,487.30	\$2,487.30	\$0.00
2961 Refacciones y accesorios menores de equipo de transport	\$0.00	\$2,487.30	\$2,487.30	\$2,487.30	\$0.00	\$2,487.30	\$0.00	\$0.00	\$2,487.30	\$2,487.30	\$0.00
2980 Refacciones y accesorios menores de maquinaria y otros	\$0.00	\$2,620.00	\$2,620.00	\$2,620.00	\$0.00	\$2,620.00	\$0.00	\$0.00	\$2,620.00	\$2,620.00	\$0.00
2981 Refacciones y accesorios menores de maquinaria y otros	\$0.00	\$2,620.00	\$2,620.00	\$2,620.00	\$0.00	\$2,620.00	\$0.00	\$0.00	\$2,620.00	\$2,620.00	\$0.00
<b>3000 SERVICIOS GENERALES</b>	<b>\$886,878.70</b>	<b>\$370,383.79</b>	<b>\$1,257,262.49</b>	<b>\$781,063.16</b>	<b>\$476,199.33</b>	<b>\$762,625.16</b>	<b>\$18,438.00</b>	<b>\$494,637.33</b>	<b>\$762,625.16</b>	<b>\$762,625.16</b>	<b>\$0.00</b>
<b>3200 SERVICIOS DE ARRENDAMIENTO</b>	<b>\$5,220.00</b>	<b>\$185,136.00</b>	<b>\$190,356.00</b>	<b>\$180,380.00</b>	<b>\$9,976.00</b>	<b>\$175,392.00</b>	<b>\$4,988.00</b>	<b>\$14,964.00</b>	<b>\$175,392.00</b>	<b>\$175,392.00</b>	<b>\$0.00</b>
3260 Arrendamiento de maquinaria, otros equipos y herramient	\$0.00	\$175,392.00	\$175,392.00	\$175,392.00	\$0.00	\$175,392.00	\$0.00	\$0.00	\$175,392.00	\$175,392.00	\$0.00
3261 Arrendamiento de maquinaria, otros equipos y herramient	\$0.00	\$175,392.00	\$175,392.00	\$175,392.00	\$0.00	\$175,392.00	\$0.00	\$0.00	\$175,392.00	\$175,392.00	\$0.00
3290 Otros arrendamientos	\$5,220.00	\$9,744.00	\$14,964.00	\$4,988.00	\$9,976.00	\$0.00	\$4,988.00	\$14,964.00	\$0.00	\$0.00	\$0.00
3291 Otros arrendamientos	\$5,220.00	\$9,744.00	\$14,964.00	\$4,988.00	\$9,976.00	\$0.00	\$4,988.00	\$14,964.00	\$0.00	\$0.00	\$0.00
<b>3300 SERVICIOS PROFESIONALES, CIENTÍFICOS, TÉCNICO Y TECNOLÓGICO</b>	<b>\$120,226.92</b>	<b>\$302,995.86</b>	<b>\$423,222.78</b>	<b>\$247,470.86</b>	<b>\$175,751.92</b>	<b>\$234,020.86</b>	<b>\$13,450.00</b>	<b>\$189,201.92</b>	<b>\$234,020.86</b>	<b>\$234,020.86</b>	<b>\$0.00</b>
3360 Servicios de apoyo administrativo, traducción, fotocopiad	\$7,432.92	\$29,215.76	\$36,648.68	\$36,581.76	\$66.92	\$36,581.76	\$0.00	\$66.92	\$36,581.76	\$36,581.76	\$0.00
3363 Servicio de impresión de documentos y papelería oficial	\$0.00	\$22,272.00	\$22,272.00	\$22,272.00	\$0.00	\$22,272.00	\$0.00	\$0.00	\$22,272.00	\$22,272.00	\$0.00
3364 Servicios de impresión de material informativo derivado d	\$7,432.92	\$6,943.76	\$14,376.68	\$14,309.76	\$66.92	\$14,309.76	\$0.00	\$66.92	\$14,309.76	\$14,309.76	\$0.00
3390 Servicios profesionales, científicos y tecnológicos integrales	\$112,794.00	\$273,780.10	\$386,574.10	\$210,889.10	\$175,685.00	\$197,439.10	\$13,450.00	\$189,135.00	\$197,439.10	\$197,439.10	\$0.00
3391 Servicios profesionales, científicos y tecnológicos integrales	\$112,794.00	\$273,780.10	\$386,574.10	\$210,889.10	\$175,685.00	\$197,439.10	\$13,450.00	\$189,135.00	\$197,439.10	\$197,439.10	\$0.00
<b>3400 SERVICIOS FINANCIEROS, BANCARIOS Y COMERCIALES</b>	<b>\$13,614.86</b>	<b>\$8,653.59</b>	<b>\$22,268.45</b>	<b>\$18,457.68</b>	<b>\$3,810.77</b>	<b>\$18,457.68</b>	<b>\$0.00</b>	<b>\$3,810.77</b>	<b>\$18,457.68</b>	<b>\$18,457.68</b>	<b>\$0.00</b>
3410 Servicios financieros y bancarios	\$13,614.86	\$8,653.59	\$22,268.45	\$18,457.68	\$3,810.77	\$18,457.68	\$0.00	\$3,810.77	\$18,457.68	\$18,457.68	\$0.00






Usr: Contabilidad  
Rep: rptEstadoPresupuestoEgresos\_FF

## Instituto Tecnológico Superior de Tepeaca Estado de Puebla

### Estado del Ejercicio del Presupuesto de Egresos por Fuente de Financiamiento Al 30/sep./2024

Fecha y hora de Impresión | 03/oct./2024  
05:41 p. m.

Unidad Administrativa			Presupuesto				Comprometid		Presupuesto		Cuentas por	
Objeto del Gasto	Aprobado	Ampliaciones / (Reducciones)	Vigente	Comprometido	Disponble para Comprometer	Devengado	o No Devengado	Sin Devengar	Ejercido	Pagado	Pagar Deuda	
3411 Servicios financieros y bancarios	\$13,614.86	\$8,653.59	\$22,268.45	\$18,457.68	\$3,810.77	\$18,457.68	\$0.00	\$3,810.77	\$18,457.68	\$18,457.68	\$0.00	
<b>3500 SERVICIOS DE INSTALACIÓN, REPARACIÓN, MANTEN</b>	<b>\$17,400.00</b>	<b>\$17,400.00</b>	<b>\$34,800.00</b>	<b>\$34,800.00</b>	<b>\$0.00</b>	<b>\$34,800.00</b>	<b>\$0.00</b>	<b>\$0.00</b>	<b>\$34,800.00</b>	<b>\$34,800.00</b>	<b>\$0.00</b>	
3510 Conservación y mantenimiento menor de inmuebles	\$0.00	-\$34,800.00	\$34,800.00	\$34,800.00	\$0.00	\$34,800.00	\$0.00	\$0.00	\$34,800.00	\$34,800.00	\$0.00	
3512 Mantenimiento y conservación menor de inmuebles para	\$0.00	\$34,800.00	\$34,800.00	\$34,800.00	\$0.00	\$34,800.00	\$0.00	\$0.00	\$34,800.00	\$34,800.00	\$0.00	
3590 Servicios de jardinería y fumigación	\$17,400.00	-\$17,400.00	\$0.00	\$0.00	\$0.00	\$0.00	\$0.00	\$0.00	\$0.00	\$0.00	\$0.00	
3591 Servicios de jardinería y fumigación	\$17,400.00	-\$17,400.00	\$0.00	\$0.00	\$0.00	\$0.00	\$0.00	\$0.00	\$0.00	\$0.00	\$0.00	
<b>3700 SERVICIOS DE TRASLADOS Y VIÁTICOS</b>	<b>\$146,078.00</b>	<b>\$97,926.00</b>	<b>\$244,004.00</b>	<b>\$140,342.91</b>	<b>\$103,661.09</b>	<b>\$140,342.91</b>	<b>\$0.00</b>	<b>\$103,661.09</b>	<b>\$140,342.91</b>	<b>\$140,342.91</b>	<b>\$0.00</b>	
3720 Pasajes terrestres	\$8,112.00	\$7,875.00	\$15,987.00	\$10,103.00	\$5,884.00	\$10,103.00	\$0.00	\$5,884.00	\$10,103.00	\$10,103.00	\$0.00	
3721 Pasajes terrestres nacionales	\$8,112.00	\$7,875.00	\$15,987.00	\$10,103.00	\$5,884.00	\$10,103.00	\$0.00	\$5,884.00	\$10,103.00	\$10,103.00	\$0.00	
3750 Viáticos en el país	\$126,266.00	\$98,867.00	\$225,133.00	\$128,722.91	\$96,410.09	\$128,722.91	\$0.00	\$96,410.09	\$128,722.91	\$128,722.91	\$0.00	
3751 Viáticos en el país	\$126,266.00	\$98,867.00	\$225,133.00	\$128,722.91	\$96,410.09	\$128,722.91	\$0.00	\$96,410.09	\$128,722.91	\$128,722.91	\$0.00	
3790 Otros servicios de traslado y hospedaje	\$11,700.00	-\$8,816.00	\$2,884.00	\$1,517.00	\$1,367.00	\$1,517.00	\$0.00	\$1,367.00	\$1,517.00	\$1,517.00	\$0.00	
3791 Otros servicios de traslado y hospedaje	\$11,700.00	-\$8,816.00	\$2,884.00	\$1,517.00	\$1,367.00	\$1,517.00	\$0.00	\$1,367.00	\$1,517.00	\$1,517.00	\$0.00	
<b>3800 SERVICIOS OFICIALES</b>	<b>\$522,595.68</b>	<b>-\$457,635.68</b>	<b>\$64,960.00</b>	<b>\$64,960.00</b>	<b>\$0.00</b>	<b>\$64,960.00</b>	<b>\$0.00</b>	<b>\$0.00</b>	<b>\$64,960.00</b>	<b>\$64,960.00</b>	<b>\$0.00</b>	
3820 Gastos de orden social y cultural	\$479,907.68	-\$414,947.68	\$64,960.00	\$64,960.00	\$0.00	\$64,960.00	\$0.00	\$0.00	\$64,960.00	\$64,960.00	\$0.00	
3821 Gastos de orden social	\$456,476.84	-\$391,516.84	\$64,960.00	\$64,960.00	\$0.00	\$64,960.00	\$0.00	\$0.00	\$64,960.00	\$64,960.00	\$0.00	
3822 Gastos de orden cultural	\$23,430.84	-\$23,430.84	\$0.00	\$0.00	\$0.00	\$0.00	\$0.00	\$0.00	\$0.00	\$0.00	\$0.00	
3830 Congresos y convenciones	\$42,688.00	-\$42,688.00	\$0.00	\$0.00	\$0.00	\$0.00	\$0.00	\$0.00	\$0.00	\$0.00	\$0.00	
3831 Congresos y convenciones	\$42,688.00	-\$42,688.00	\$0.00	\$0.00	\$0.00	\$0.00	\$0.00	\$0.00	\$0.00	\$0.00	\$0.00	
<b>3900 OTROS SERVICIOS GENERALES</b>	<b>\$61,743.24</b>	<b>\$215,908.02</b>	<b>\$277,651.26</b>	<b>\$94,651.71</b>	<b>\$182,999.55</b>	<b>\$94,651.71</b>	<b>\$0.00</b>	<b>\$182,999.55</b>	<b>\$94,651.71</b>	<b>\$94,651.71</b>	<b>\$0.00</b>	
3920 Impuestos y derechos	\$11,507.60	\$21,318.00	\$32,825.60	\$10,294.00	\$22,531.60	\$10,294.00	\$0.00	\$22,531.60	\$10,294.00	\$10,294.00	\$0.00	
3921 Otros impuestos y derechos	\$11,507.60	\$21,318.00	\$32,825.60	\$10,294.00	\$22,531.60	\$10,294.00	\$0.00	\$22,531.60	\$10,294.00	\$10,294.00	\$0.00	
3990 Otros servicios generales	\$50,235.64	\$194,590.02	\$244,825.66	\$84,357.71	\$160,467.95	\$84,357.71	\$0.00	\$160,467.95	\$84,357.71	\$84,357.71	\$0.00	
3993 Otros servicios generales	\$50,235.64	\$194,590.02	\$244,825.66	\$84,357.71	\$160,467.95	\$84,357.71	\$0.00	\$160,467.95	\$84,357.71	\$84,357.71	\$0.00	
<b>4000 TRANSFERENCIAS, ASIGNACIONES, SUBSIDIO</b>	<b>\$45,000.00</b>	<b>\$33,257.40</b>	<b>\$78,257.40</b>	<b>\$78,257.40</b>	<b>\$0.00</b>	<b>\$78,257.40</b>	<b>\$0.00</b>	<b>\$0.00</b>	<b>\$78,257.40</b>	<b>\$78,257.40</b>	<b>\$0.00</b>	
<b>4400 AYUDAS SOCIALES</b>	<b>\$45,000.00</b>	<b>\$33,257.40</b>	<b>\$78,257.40</b>	<b>\$78,257.40</b>	<b>\$0.00</b>	<b>\$78,257.40</b>	<b>\$0.00</b>	<b>\$0.00</b>	<b>\$78,257.40</b>	<b>\$78,257.40</b>	<b>\$0.00</b>	
4410 Ayudas sociales a personas	\$45,000.00	\$27,567.40	\$72,567.40	\$72,567.40	\$0.00	\$72,567.40	\$0.00	\$0.00	\$72,567.40	\$72,567.40	\$0.00	
4417 Ayudas en materia de formación educativa y cultural	\$45,000.00	\$27,567.40	\$72,567.40	\$72,567.40	\$0.00	\$72,567.40	\$0.00	\$0.00	\$72,567.40	\$72,567.40	\$0.00	
4440 Ayudas sociales a actividades científicas o académicas	\$0.00	\$5,690.00	\$5,690.00	\$5,690.00	\$0.00	\$5,690.00	\$0.00	\$0.00	\$5,690.00	\$5,690.00	\$0.00	
4441 Apoyos a actividades académicas o científicas al desarr	\$0.00	\$5,690.00	\$5,690.00	\$5,690.00	\$0.00	\$5,690.00	\$0.00	\$0.00	\$5,690.00	\$5,690.00	\$0.00	
<b>5000 BIENES MUEBLES, INMUEBLES E INTANGIBLE</b>	<b>\$1,029.41</b>	<b>-\$1,029.41</b>	<b>\$0.00</b>	<b>\$0.00</b>	<b>\$0.00</b>	<b>\$0.00</b>	<b>\$0.00</b>	<b>\$0.00</b>	<b>\$0.00</b>	<b>\$0.00</b>	<b>\$0.00</b>	





Usr: Contabilidad  
Rep: rptEstadoPresupuestoEgresos\_FF

**Instituto Tecnológico Superior de Tepeaca**  
Estado de Puebla  
Estado del Ejercicio del Presupuesto de Egresos por Fuente de Financiamiento Al 30/sep./2024

Fecha y hora de Impresión | 03/oct./2024  
05:41 p. m.

Objeto del Gasto	Unidad Administrativa	Aprobado	Ampliaciones / (Reducciones)	Presupuesto Vigente	Comprometido	Presupuesto Disponible para Comprometer	Devengado	Comprometid o No Devengado	Presupuesto Sin Devengar	Ejercido	Pagado	Cuentas por
												Pagar Deuda
5100	MOBILIARIO Y EQUIPO DE ADMINISTRACIÓN	\$1,029.41	-\$1,029.41	\$0.00	\$0.00	\$0.00	\$0.00	\$0.00	\$0.00	\$0.00	\$0.00	\$0.00
5110	Muebles de oficina y estantería	\$1,029.41	-\$1,029.41	\$0.00	\$0.00	\$0.00	\$0.00	\$0.00	\$0.00	\$0.00	\$0.00	\$0.00
5111	Muebles de oficina y estantería	\$1,029.41	-\$1,029.41	\$0.00	\$0.00	\$0.00	\$0.00	\$0.00	\$0.00	\$0.00	\$0.00	\$0.00
<b>Ingresos Propios 2024</b>		<b>\$1,207,796.03</b>	<b>-\$190,918.72</b>	<b>\$1,398,716.75</b>	<b>\$922,517.42</b>	<b>\$476,199.33</b>	<b>\$904,079.42</b>	<b>\$18,438.00</b>	<b>\$494,637.33</b>	<b>\$904,079.42</b>	<b>\$904,079.42</b>	<b>\$0.00</b>
<b>015 Ingresos Propios 2019</b>												
2000	MATERIALES Y SUMINISTROS	\$0.00	\$91,053.53	\$91,053.53	\$91,053.53	\$0.00	\$91,053.53	\$0.00	\$0.00	\$91,053.53	\$91,053.53	\$0.00
2900	HERRAMIENTAS, REFACCIONES Y ACCESORIOS MEN	\$0.00	\$91,053.53	\$91,053.53	\$91,053.53	\$0.00	\$91,053.53	\$0.00	\$0.00	\$91,053.53	\$91,053.53	\$0.00
2960	Refacciones y accesorios menores de equipo de transpor	\$0.00	\$91,053.53	\$91,053.53	\$91,053.53	\$0.00	\$91,053.53	\$0.00	\$0.00	\$91,053.53	\$91,053.53	\$0.00
2961	Refacciones y accesorios menores de equipo de transpor	\$0.00	\$91,053.53	\$91,053.53	\$91,053.53	\$0.00	\$91,053.53	\$0.00	\$0.00	\$91,053.53	\$91,053.53	\$0.00
3000	SERVICIOS GENERALES	\$0.00	\$32,648.08	\$32,648.08	\$32,648.08	\$0.00	\$32,648.08	\$0.00	\$0.00	\$32,648.08	\$32,648.08	\$0.00
3500	SERVICIOS DE INSTALACIÓN, REPARACIÓN, MANTEN	\$0.00	\$32,648.08	\$32,648.08	\$32,648.08	\$0.00	\$32,648.08	\$0.00	\$0.00	\$32,648.08	\$32,648.08	\$0.00
3550	Reparación y mantenimiento de equipo de transporte	\$0.00	\$32,648.08	\$32,648.08	\$32,648.08	\$0.00	\$32,648.08	\$0.00	\$0.00	\$32,648.08	\$32,648.08	\$0.00
3551	Mantenimiento y conservación de vehículos terrestres, aé	\$0.00	\$32,648.08	\$32,648.08	\$32,648.08	\$0.00	\$32,648.08	\$0.00	\$0.00	\$32,648.08	\$32,648.08	\$0.00
<b>Ingresos Propios 2019</b>		<b>\$0.00</b>	<b>\$123,701.61</b>	<b>\$123,701.61</b>	<b>\$123,701.61</b>	<b>\$0.00</b>	<b>\$123,701.61</b>	<b>\$0.00</b>	<b>\$0.00</b>	<b>\$123,701.61</b>	<b>\$123,701.61</b>	<b>\$0.00</b>
<b>025 Federal 2024</b>												
1000	SERVICIOS PERSONALES	\$23,274,182.00	\$0.00	\$23,274,182.00	\$13,444,476.45	\$9,829,705.55	\$13,441,976.45	\$2,500.00	\$9,832,205.55	\$13,441,976.45	\$13,368,762.42	\$73,214.03
1100	REMUNERACIONES AL PERSONAL DE CARÁCTER PE	\$13,047,015.00	\$0.00	\$13,047,015.00	\$8,347,088.14	\$4,699,926.86	\$8,347,088.14	\$0.00	\$4,699,926.86	\$8,347,088.14	\$8,347,088.14	\$0.00
1130	Sueldos base al personal permanente	\$13,047,015.00	\$0.00	\$13,047,015.00	\$8,347,088.14	\$4,699,926.86	\$8,347,088.14	\$0.00	\$4,699,926.86	\$8,347,088.14	\$8,347,088.14	\$0.00
1132	Sueldo base al personal de confianza	\$13,047,015.00	\$0.00	\$13,047,015.00	\$8,347,088.14	\$4,699,926.86	\$8,347,088.14	\$0.00	\$4,699,926.86	\$8,347,088.14	\$8,347,088.14	\$0.00
1300	REMUNERACIONES ADICIONALES Y ESPECIALES	\$4,478,761.00	\$0.00	\$4,478,761.00	\$1,458,461.39	\$3,020,299.61	\$1,458,461.39	\$0.00	\$3,020,299.61	\$1,458,461.39	\$1,458,461.39	\$0.00
1310	Primas por años de servicios efectivos prestados	\$1,971,539.00	\$0.00	\$1,971,539.00	\$471,607.77	\$1,499,931.23	\$471,607.77	\$0.00	\$1,499,931.23	\$471,607.77	\$471,607.77	\$0.00
1311	Prima quinquenal por años de servicios efectivos prestad	\$0.00	\$471,607.77	\$471,607.77	\$471,607.77	\$0.00	\$471,607.77	\$0.00	\$0.00	\$471,607.77	\$471,607.77	\$0.00
1312	Prima de antigüedad	\$1,971,539.00	-\$471,607.77	\$1,499,931.23	\$0.00	\$1,499,931.23	\$0.00	\$0.00	\$1,499,931.23	\$0.00	\$0.00	\$0.00
1320	Primas de vacaciones, dominicales y gratificación de fin de	\$2,281,444.00	\$0.00	\$2,281,444.00	\$848,816.00	\$1,432,628.00	\$848,816.00	\$0.00	\$1,432,628.00	\$848,816.00	\$848,816.00	\$0.00
1321	Primas de vacaciones y gratificación de fin de	\$855,541.00	\$0.00	\$855,541.00	\$724,199.10	\$131,341.90	\$724,199.10	\$0.00	\$131,341.90	\$724,199.10	\$724,199.10	\$0.00
1322	Aguinaldo o gratificación de fin de año	\$1,425,903.00	\$0.00	\$1,425,903.00	\$124,616.90	\$1,301,286.10	\$124,616.90	\$0.00	\$1,301,286.10	\$124,616.90	\$124,616.90	\$0.00
1340	Compensaciones	\$225,778.00	\$0.00	\$225,778.00	\$138,037.62	\$87,740.38	\$138,037.62	\$0.00	\$87,740.38	\$138,037.62	\$138,037.62	\$0.00
1343	Compensación por adquisición de material pedagógico	\$225,778.00	\$0.00	\$225,778.00	\$138,037.62	\$87,740.38	\$138,037.62	\$0.00	\$87,740.38	\$138,037.62	\$138,037.62	\$0.00
1400	SEGURIDAD SOCIAL	\$2,926,338.00	\$0.00	\$2,926,338.00	\$2,921,166.69	\$5,171.31	\$2,921,166.69	\$0.00	\$5,171.31	\$2,921,166.69	\$2,847,952.66	\$73,214.03

GOBIERNO DEL ESTADO  
DE PUEBLA  
INSTITUTO TECNOLÓGICO  
SUPERIOR DE TEPEACA  
DIRECCIÓN



Usr: Contabilidad  
Rep: rptEstadoPresupuestoEgresos\_FF

## Instituto Tecnológico Superior de Tepeaca Estado de Puebla

Estado del Ejercicio del Presupuesto de Egresos por Fuente de Financiamiento Al 30/sep./2024

Fecha y hora de Impresión | 03/oct./2024  
05:41 p. m.

Unidad Administrativa			Presupuesto				Comprometid		Presupuesto		Cuentas por	
Objeto del Gasto	Aprobado	Ampliaciones / (Reducciones)	Presupuesto Vigente	Comprometido	Presupuesto Disponble para Comprometer	Devengado	o No Devengado	Sin Devengar	Ejercido	Pagado	Pagar Deuda	
1410 Aportaciones de seguridad social	\$2,926,338.00	-\$167,117.84	\$2,759,220.16	\$2,754,048.85	\$5,171.31	\$2,754,048.85	\$0.00	\$5,171.31	\$2,754,048.85	\$2,754,048.85	\$0.00	
1411 Aportaciones al Instituto de Seguridad y Servicios Sociale	\$2,926,338.00	-\$167,117.84	\$2,759,220.16	\$2,754,048.85	\$5,171.31	\$2,754,048.85	\$0.00	\$5,171.31	\$2,754,048.85	\$2,754,048.85	\$0.00	
1430 Aportaciones al sistema para el retiro	\$0.00	\$167,117.84	\$167,117.84	\$167,117.84	\$0.00	\$167,117.84	\$0.00	\$0.00	\$167,117.84	\$93,903.81	\$73,214.03	
1431 Aportaciones al sistema de ahorro para el retiro	\$0.00	\$167,117.84	\$167,117.84	\$167,117.84	\$0.00	\$167,117.84	\$0.00	\$0.00	\$167,117.84	\$93,903.81	\$73,214.03	
<b>1500 OTRAS PRESTACIONES SOCIALES Y ECONÓMICAS</b>	<b>\$1,096,892.00</b>	<b>\$0.00</b>	<b>\$1,096,892.00</b>	<b>\$717,760.23</b>	<b>\$379,131.77</b>	<b>\$715,260.23</b>	<b>\$2,500.00</b>	<b>\$381,631.77</b>	<b>\$715,260.23</b>	<b>\$715,260.23</b>	<b>\$0.00</b>	
1540 Prestaciones contractuales	\$932,636.00	\$0.00	\$932,636.00	\$696,724.23	\$235,911.77	\$696,724.23	\$0.00	\$235,911.77	\$696,724.23	\$696,724.23	\$0.00	
1543 Prestaciones establecidas por condiciones generales de l	\$932,636.00	\$0.00	\$932,636.00	\$696,724.23	\$235,911.77	\$696,724.23	\$0.00	\$235,911.77	\$696,724.23	\$696,724.23	\$0.00	
1590 Otras prestaciones sociales y económicas	\$164,256.00	\$0.00	\$164,256.00	\$21,036.00	\$143,220.00	\$18,536.00	\$2,500.00	\$145,720.00	\$18,536.00	\$18,536.00	\$0.00	
1591 Otras prestaciones sociales	\$0.00	\$21,036.00	\$21,036.00	\$21,036.00	\$0.00	\$18,536.00	\$2,500.00	\$2,500.00	\$18,536.00	\$18,536.00	\$0.00	
1593 Otras prestaciones	\$164,256.00	-\$21,036.00	\$143,220.00	\$0.00	\$143,220.00	\$0.00	\$0.00	\$143,220.00	\$0.00	\$0.00	\$0.00	
<b>1600 PREVISIONES</b>	<b>\$844,550.00</b>	<b>\$0.00</b>	<b>\$844,550.00</b>	<b>\$0.00</b>	<b>\$844,550.00</b>	<b>\$0.00</b>	<b>\$0.00</b>	<b>\$844,550.00</b>	<b>\$0.00</b>	<b>\$0.00</b>	<b>\$0.00</b>	
1610 Previsiones de carácter laboral, económica y de segurida	\$844,550.00	\$0.00	\$844,550.00	\$0.00	\$844,550.00	\$0.00	\$0.00	\$844,550.00	\$0.00	\$0.00	\$0.00	
1613 Otras medidas de carácter laboral y económico	\$844,550.00	\$0.00	\$844,550.00	\$0.00	\$844,550.00	\$0.00	\$0.00	\$844,550.00	\$0.00	\$0.00	\$0.00	
<b>1700 PAGO DE ESTÍMULOS A SERVIDORES PÚBLICOS</b>	<b>\$880,626.00</b>	<b>\$0.00</b>	<b>\$880,626.00</b>	<b>\$0.00</b>	<b>\$880,626.00</b>	<b>\$0.00</b>	<b>\$0.00</b>	<b>\$880,626.00</b>	<b>\$0.00</b>	<b>\$0.00</b>	<b>\$0.00</b>	
1710 Estímulos	\$880,626.00	\$0.00	\$880,626.00	\$0.00	\$880,626.00	\$0.00	\$0.00	\$880,626.00	\$0.00	\$0.00	\$0.00	
1712 Estímulos al personal operativo	\$880,626.00	\$0.00	\$880,626.00	\$0.00	\$880,626.00	\$0.00	\$0.00	\$880,626.00	\$0.00	\$0.00	\$0.00	
<b>2000 MATERIALES Y SUMINISTROS</b>	<b>\$573,522.00</b>	<b>-\$78,651.53</b>	<b>\$494,870.47</b>	<b>\$435,172.70</b>	<b>\$59,697.77</b>	<b>\$435,172.70</b>	<b>\$0.00</b>	<b>\$59,697.77</b>	<b>\$435,172.70</b>	<b>\$435,172.70</b>	<b>\$0.00</b>	
<b>2100 MATERIALES DE ADMINISTRACIÓN, EMISIÓN DE DOC</b>	<b>\$330,218.00</b>	<b>-\$206,487.27</b>	<b>\$123,730.73</b>	<b>\$64,032.96</b>	<b>\$59,697.77</b>	<b>\$64,032.96</b>	<b>\$0.00</b>	<b>\$59,697.77</b>	<b>\$64,032.96</b>	<b>\$64,032.96</b>	<b>\$0.00</b>	
2110 Materiales, útiles y equipos menores de oficina	\$130,000.00	-\$109,276.42	\$20,723.58	\$20,723.58	\$0.00	\$20,723.58	\$0.00	\$0.00	\$20,723.58	\$20,723.58	\$0.00	
2111 Materiales, útiles y equipos menores de oficina	\$130,000.00	-\$109,276.42	\$20,723.58	\$20,723.58	\$0.00	\$20,723.58	\$0.00	\$0.00	\$20,723.58	\$20,723.58	\$0.00	
2140 Materiales, útiles y equipos menores de tecnologías de la	\$72,218.00	-\$55,639.88	\$16,578.12	\$16,578.12	\$0.00	\$16,578.12	\$0.00	\$0.00	\$16,578.12	\$16,578.12	\$0.00	
2141 Materiales, útiles y equipos menores de tecnologías de la	\$72,218.00	-\$55,639.88	\$16,578.12	\$16,578.12	\$0.00	\$16,578.12	\$0.00	\$0.00	\$16,578.12	\$16,578.12	\$0.00	
2160 Material de limpieza	\$120,000.00	-\$47,693.97	\$72,306.03	\$12,608.26	\$59,697.77	\$12,608.26	\$0.00	\$59,697.77	\$12,608.26	\$12,608.26	\$0.00	
2161 Material de limpieza	\$120,000.00	-\$47,693.97	\$72,306.03	\$12,608.26	\$59,697.77	\$12,608.26	\$0.00	\$59,697.77	\$12,608.26	\$12,608.26	\$0.00	
2170 Materiales y útiles de enseñanza	\$0.00	\$12,528.00	\$12,528.00	\$12,528.00	\$0.00	\$12,528.00	\$0.00	\$0.00	\$12,528.00	\$12,528.00	\$0.00	
2171 Materiales y útiles de enseñanza	\$0.00	\$12,528.00	\$12,528.00	\$12,528.00	\$0.00	\$12,528.00	\$0.00	\$0.00	\$12,528.00	\$12,528.00	\$0.00	
2180 Materiales para el registro e identificación de bienes y pei	\$8,000.00	-\$6,405.00	\$1,595.00	\$1,595.00	\$0.00	\$1,595.00	\$0.00	\$0.00	\$1,595.00	\$1,595.00	\$0.00	
2181 Registro e identificación de bienes y personas	\$8,000.00	-\$6,405.00	\$1,595.00	\$1,595.00	\$0.00	\$1,595.00	\$0.00	\$0.00	\$1,595.00	\$1,595.00	\$0.00	
<b>2200 ALIMENTOS Y UTENSILIOS</b>	<b>\$36,000.00</b>	<b>\$61,824.23</b>	<b>\$97,824.23</b>	<b>\$97,824.23</b>	<b>\$0.00</b>	<b>\$97,824.23</b>	<b>\$0.00</b>	<b>\$0.00</b>	<b>\$97,824.23</b>	<b>\$97,824.23</b>	<b>\$0.00</b>	
2210 Productos alimenticios para personal en las instalacion	\$36,000.00	\$61,824.23	\$97,824.23	\$97,824.23	\$0.00	\$97,824.23	\$0.00	\$0.00	\$97,824.23	\$97,824.23	\$0.00	
2213 Productos alimenticios para personal en las instalacion	\$36,000.00	\$61,824.23	\$97,824.23	\$97,824.23	\$0.00	\$97,824.23	\$0.00	\$0.00	\$97,824.23	\$97,824.23	\$0.00	





Usu: Contabilidad  
Rep: rptEstadoPresupuestoEgresos\_FF

## Instituto Tecnológico Superior de Tepeaca Estado de Puebla

Estado del Ejercicio del Presupuesto de Egresos por Fuente de Financiamiento Al 30/sep./2024

Fecha y hora de Impresión | 03/oct./2024  
05:41 p. m.

Unidad Administrativa Objeto del Gasto	Aprobado	Ampliaciones / (Reducciones)	Presupuesto Vigente	Comprometido	Presupuesto Disponible para Comprometer	Devengado	Comprometid o No Devengado	Presupuesto Sin Devengar	Ejercido	Pagado	Cuentas por Pagar Deuda
<b>2300 MATERIAS PRIMAS Y MATERIALES DE PRODUCCIÓN</b>	<b>\$60,704.00</b>	<b>-\$50,240.80</b>	<b>\$10,463.20</b>	<b>\$10,463.20</b>	<b>\$0.00</b>	<b>\$10,463.20</b>	<b>\$0.00</b>	<b>\$0.00</b>	<b>\$10,463.20</b>	<b>\$10,463.20</b>	<b>\$0.00</b>
2310 Productos alimenticios, agropecuarios y forestales adquir	\$52,704.00	-\$52,704.00	\$0.00	\$0.00	\$0.00	\$0.00	\$0.00	\$0.00	\$0.00	\$0.00	\$0.00
2311 Productos alimenticios, agropecuarios y forestales adquir	\$52,704.00	-\$52,704.00	\$0.00	\$0.00	\$0.00	\$0.00	\$0.00	\$0.00	\$0.00	\$0.00	\$0.00
2350 Productos químicos, farmacéuticos y de laboratorio adqui	\$8,000.00	\$2,463.20	\$10,463.20	\$10,463.20	\$0.00	\$10,463.20	\$0.00	\$0.00	\$10,463.20	\$10,463.20	\$0.00
2351 Productos químicos, farmacéuticos y de laboratorio adqui	\$8,000.00	\$2,463.20	\$10,463.20	\$10,463.20	\$0.00	\$10,463.20	\$0.00	\$0.00	\$10,463.20	\$10,463.20	\$0.00
<b>2400 MATERIALES Y ARTÍCULOS DE CONSTRUCCIÓN Y DE</b>	<b>\$0.00</b>	<b>\$82,937.18</b>	<b>\$82,937.18</b>	<b>\$82,937.18</b>	<b>\$0.00</b>	<b>\$82,937.18</b>	<b>\$0.00</b>	<b>\$0.00</b>	<b>\$82,937.18</b>	<b>\$82,937.18</b>	<b>\$0.00</b>
2410 Productos minerales no metálicos	\$0.00	\$4,050.72	\$4,050.72	\$4,050.72	\$0.00	\$4,050.72	\$0.00	\$0.00	\$4,050.72	\$4,050.72	\$0.00
2411 Productos minerales no metálicos	\$0.00	\$4,050.72	\$4,050.72	\$4,050.72	\$0.00	\$4,050.72	\$0.00	\$0.00	\$4,050.72	\$4,050.72	\$0.00
2420 Cemento y productos de concreto	\$0.00	\$28,526.45	\$28,526.45	\$28,526.45	\$0.00	\$28,526.45	\$0.00	\$0.00	\$28,526.45	\$28,526.45	\$0.00
2421 Cemento y productos de concreto	\$0.00	\$28,526.45	\$28,526.45	\$28,526.45	\$0.00	\$28,526.45	\$0.00	\$0.00	\$28,526.45	\$28,526.45	\$0.00
2430 Cal, yeso y productos de yeso	\$0.00	\$1,348.50	\$1,348.50	\$1,348.50	\$0.00	\$1,348.50	\$0.00	\$0.00	\$1,348.50	\$1,348.50	\$0.00
2431 Cal, yeso y productos de yeso	\$0.00	\$1,348.50	\$1,348.50	\$1,348.50	\$0.00	\$1,348.50	\$0.00	\$0.00	\$1,348.50	\$1,348.50	\$0.00
2440 Madera y productos de madera	\$0.00	\$939.60	\$939.60	\$939.60	\$0.00	\$939.60	\$0.00	\$0.00	\$939.60	\$939.60	\$0.00
2441 Madera y productos de madera	\$0.00	\$939.60	\$939.60	\$939.60	\$0.00	\$939.60	\$0.00	\$0.00	\$939.60	\$939.60	\$0.00
2460 Material eléctrico y electrónico	\$0.00	\$22,781.70	\$22,781.70	\$22,781.70	\$0.00	\$22,781.70	\$0.00	\$0.00	\$22,781.70	\$22,781.70	\$0.00
2461 Material eléctrico y electrónico	\$0.00	\$22,781.70	\$22,781.70	\$22,781.70	\$0.00	\$22,781.70	\$0.00	\$0.00	\$22,781.70	\$22,781.70	\$0.00
2470 Artículos metálicos para la construcción	\$0.00	\$14,052.65	\$14,052.65	\$14,052.65	\$0.00	\$14,052.65	\$0.00	\$0.00	\$14,052.65	\$14,052.65	\$0.00
2471 Artículos metálicos para la construcción	\$0.00	\$14,052.65	\$14,052.65	\$14,052.65	\$0.00	\$14,052.65	\$0.00	\$0.00	\$14,052.65	\$14,052.65	\$0.00
2490 Otros materiales y artículos de construcción y reparación	\$0.00	\$11,237.56	\$11,237.56	\$11,237.56	\$0.00	\$11,237.56	\$0.00	\$0.00	\$11,237.56	\$11,237.56	\$0.00
2491 Otros materiales y artículos de construcción y reparación	\$0.00	\$11,237.56	\$11,237.56	\$11,237.56	\$0.00	\$11,237.56	\$0.00	\$0.00	\$11,237.56	\$11,237.56	\$0.00
<b>2500 PRODUCTOS QUÍMICOS, FARMACÉUTICOS Y DE LAB</b>	<b>\$36,600.00</b>	<b>-\$13,325.73</b>	<b>\$23,274.27</b>	<b>\$23,274.27</b>	<b>\$0.00</b>	<b>\$23,274.27</b>	<b>\$0.00</b>	<b>\$0.00</b>	<b>\$23,274.27</b>	<b>\$23,274.27</b>	<b>\$0.00</b>
2510 Productos químicos básicos	\$16,600.00	-\$16,600.00	\$0.00	\$0.00	\$0.00	\$0.00	\$0.00	\$0.00	\$0.00	\$0.00	\$0.00
2511 Productos químicos básicos	\$16,600.00	-\$16,600.00	\$0.00	\$0.00	\$0.00	\$0.00	\$0.00	\$0.00	\$0.00	\$0.00	\$0.00
2530 Medicinas y productos farmacéuticos	\$15,000.00	-\$15,000.00	\$0.00	\$0.00	\$0.00	\$0.00	\$0.00	\$0.00	\$0.00	\$0.00	\$0.00
2531 Medicinas y productos farmacéuticos	\$15,000.00	-\$15,000.00	\$0.00	\$0.00	\$0.00	\$0.00	\$0.00	\$0.00	\$0.00	\$0.00	\$0.00
2540 Materiales, accesorios y suministros médicos	\$5,000.00	-\$5,000.00	\$0.00	\$0.00	\$0.00	\$0.00	\$0.00	\$0.00	\$0.00	\$0.00	\$0.00
2541 Materiales, accesorios y suministros médicos	\$5,000.00	-\$5,000.00	\$0.00	\$0.00	\$0.00	\$0.00	\$0.00	\$0.00	\$0.00	\$0.00	\$0.00
2560 Fibras sintéticas, hules, plásticos y derivados	\$0.00	\$23,210.27	\$23,210.27	\$23,210.27	\$0.00	\$23,210.27	\$0.00	\$0.00	\$23,210.27	\$23,210.27	\$0.00
2561 Fibras sintéticas, hules, plásticos y derivados	\$0.00	\$23,210.27	\$23,210.27	\$23,210.27	\$0.00	\$23,210.27	\$0.00	\$0.00	\$23,210.27	\$23,210.27	\$0.00
2590 Otros productos químicos	\$0.00	\$64.00	\$64.00	\$64.00	\$0.00	\$64.00	\$0.00	\$0.00	\$64.00	\$64.00	\$0.00
2591 Otros productos químicos	\$0.00	\$64.00	\$64.00	\$64.00	\$0.00	\$64.00	\$0.00	\$0.00	\$64.00	\$64.00	\$0.00



**GOBIERNO DEL ESTADO  
DE PUEBLA  
INSTITUTO TECNOLÓGICO  
SUPERIOR DE TEPEACA  
DIRECCIÓN**



Usr: Contabilidad  
Rep: rptEstadoPresupuestoEgresos\_FF

## Instituto Tecnológico Superior de Tepeaca Estado de Puebla

Estado del Ejercicio del Presupuesto de Egresos por Fuente de Financiamiento Al 30/sep./2024


Fecha y 03/oct./2024  
hora de Impresión 05:41 p. m.

Unidad Administrativa Objeto del Gasto	Aprobado	Ampliaciones / (Reducciones)	Presupuesto Vigente	Comprometido	Presupuesto Disponible para Comprometer	Devengado	Comprometid o No Devengado	Presupuesto Sin Devengar	Ejercido	Pagado	Cuentas por Pagar Deuda
<b>2600 COMBUSTIBLES, LUBRICANTES Y ADITIVOS</b>	<b>\$110,000.00</b>	<b>\$14,102.30</b>	<b>\$124,102.30</b>	<b>\$124,102.30</b>	<b>\$0.00</b>	<b>\$124,102.30</b>	<b>\$0.00</b>	<b>\$0.00</b>	<b>\$124,102.30</b>	<b>\$124,102.30</b>	<b>\$0.00</b>
2610 Combustibles, lubricantes y aditivos	\$110,000.00	\$14,102.30	\$124,102.30	\$124,102.30	\$0.00	\$124,102.30	\$0.00	\$0.00	\$124,102.30	\$124,102.30	\$0.00
2612 Combustibles, lubricantes y aditivos para vehículos destir	\$110,000.00	\$14,102.30	\$124,102.30	\$124,102.30	\$0.00	\$124,102.30	\$0.00	\$0.00	\$124,102.30	\$124,102.30	\$0.00
<b>2700 VESTUARIO, BLANCOS, PRENDAS DE PROTECCIÓN Y</b>	<b>\$0.00</b>	<b>\$1,736.18</b>	<b>\$1,736.18</b>	<b>\$1,736.18</b>	<b>\$0.00</b>	<b>\$1,736.18</b>	<b>\$0.00</b>	<b>\$0.00</b>	<b>\$1,736.18</b>	<b>\$1,736.18</b>	<b>\$0.00</b>
2720 Prendas de seguridad y protección personal	\$0.00	\$1,736.18	\$1,736.18	\$1,736.18	\$0.00	\$1,736.18	\$0.00	\$0.00	\$1,736.18	\$1,736.18	\$0.00
2721 Prendas de seguridad y protección personal	\$0.00	\$1,736.18	\$1,736.18	\$1,736.18	\$0.00	\$1,736.18	\$0.00	\$0.00	\$1,736.18	\$1,736.18	\$0.00
<b>2900 HERRAMIENTAS, REFACCIONES Y ACCESORIOS MEN</b>	<b>\$0.00</b>	<b>\$30,802.38</b>	<b>\$30,802.38</b>	<b>\$30,802.38</b>	<b>\$0.00</b>	<b>\$30,802.38</b>	<b>\$0.00</b>	<b>\$0.00</b>	<b>\$30,802.38</b>	<b>\$30,802.38</b>	<b>\$0.00</b>
2910 Herramientas menores	\$0.00	\$1,797.51	\$1,797.51	\$1,797.51	\$0.00	\$1,797.51	\$0.00	\$0.00	\$1,797.51	\$1,797.51	\$0.00
2911 Herramientas menores	\$0.00	\$1,797.51	\$1,797.51	\$1,797.51	\$0.00	\$1,797.51	\$0.00	\$0.00	\$1,797.51	\$1,797.51	\$0.00
2920 Refacciones y accesorios menores de edificios	\$0.00	\$2,157.28	\$2,157.28	\$2,157.28	\$0.00	\$2,157.28	\$0.00	\$0.00	\$2,157.28	\$2,157.28	\$0.00
2921 Refacciones y accesorios menores de edificios	\$0.00	\$2,157.28	\$2,157.28	\$2,157.28	\$0.00	\$2,157.28	\$0.00	\$0.00	\$2,157.28	\$2,157.28	\$0.00
2930 Refacciones y accesorios menores de mobiliario y equipo	\$0.00	\$922.50	\$922.50	\$922.50	\$0.00	\$922.50	\$0.00	\$0.00	\$922.50	\$922.50	\$0.00
2931 Refacciones y accesorios menores de mobiliario y equipo	\$0.00	\$922.50	\$922.50	\$922.50	\$0.00	\$922.50	\$0.00	\$0.00	\$922.50	\$922.50	\$0.00
2960 Refacciones y accesorios menores de equipo de transpor	\$0.00	\$14,674.74	\$14,674.74	\$14,674.74	\$0.00	\$14,674.74	\$0.00	\$0.00	\$14,674.74	\$14,674.74	\$0.00
2961 Refacciones y accesorios menores de equipo de transpor	\$0.00	\$14,674.74	\$14,674.74	\$14,674.74	\$0.00	\$14,674.74	\$0.00	\$0.00	\$14,674.74	\$14,674.74	\$0.00
2990 Refacciones y accesorios menores otros bienes muebles	\$0.00	\$11,250.35	\$11,250.35	\$11,250.35	\$0.00	\$11,250.35	\$0.00	\$0.00	\$11,250.35	\$11,250.35	\$0.00
2991 Refacciones y accesorios menores de otros bienes mueb	\$0.00	\$11,250.35	\$11,250.35	\$11,250.35	\$0.00	\$11,250.35	\$0.00	\$0.00	\$11,250.35	\$11,250.35	\$0.00
<b>3000 SERVICIOS GENERALES</b>	<b>\$1,258,144.00</b>	<b>\$78,651.53</b>	<b>\$1,336,795.53</b>	<b>\$1,304,500.20</b>	<b>\$32,295.33</b>	<b>\$1,304,500.20</b>	<b>\$0.00</b>	<b>\$32,295.33</b>	<b>\$1,304,500.20</b>	<b>\$1,309,546.27</b>	<b>-\$5,046.07</b>
<b>3100 SERVICIOS BÁSICOS</b>	<b>\$318,960.00</b>	<b>-\$43,700.60</b>	<b>\$275,259.40</b>	<b>\$274,747.40</b>	<b>\$512.00</b>	<b>\$274,747.40</b>	<b>\$0.00</b>	<b>\$512.00</b>	<b>\$274,747.40</b>	<b>\$274,747.40</b>	<b>\$0.00</b>
3110 Energía eléctrica	\$143,112.00	-\$33,942.08	\$109,169.92	\$109,169.92	\$0.00	\$109,169.92	\$0.00	\$0.00	\$109,169.92	\$109,169.92	\$0.00
3111 Servicio de energía eléctrica	\$143,112.00	-\$33,942.08	\$109,169.92	\$109,169.92	\$0.00	\$109,169.92	\$0.00	\$0.00	\$109,169.92	\$109,169.92	\$0.00
3120 Gas	\$19,848.00	-\$19,848.00	\$0.00	\$0.00	\$0.00	\$0.00	\$0.00	\$0.00	\$0.00	\$0.00	\$0.00
3121 Servicio de gas	\$19,848.00	-\$19,848.00	\$0.00	\$0.00	\$0.00	\$0.00	\$0.00	\$0.00	\$0.00	\$0.00	\$0.00
3130 Agua	\$150,000.00	-\$42,352.00	\$107,648.00	\$107,648.00	\$0.00	\$107,648.00	\$0.00	\$0.00	\$107,648.00	\$107,648.00	\$0.00
3133 Servicio de agua en situaciones de emergencia	\$150,000.00	-\$42,352.00	\$107,648.00	\$107,648.00	\$0.00	\$107,648.00	\$0.00	\$0.00	\$107,648.00	\$107,648.00	\$0.00
3140 Telefonía tradicional	\$6,000.00	\$0.00	\$6,000.00	\$5,488.00	\$512.00	\$5,488.00	\$0.00	\$512.00	\$5,488.00	\$5,488.00	\$0.00
3141 Servicio telefónico convencional	\$6,000.00	\$0.00	\$6,000.00	\$5,488.00	\$512.00	\$5,488.00	\$0.00	\$512.00	\$5,488.00	\$5,488.00	\$0.00
3170 Servicios de acceso de Internet, redes y procesamiento de información	\$0.00	\$52,441.48	\$52,441.48	\$52,441.48	\$0.00	\$52,441.48	\$0.00	\$0.00	\$52,441.48	\$52,441.48	\$0.00
3171 Servicios de acceso de internet	\$0.00	\$52,441.48	\$52,441.48	\$52,441.48	\$0.00	\$52,441.48	\$0.00	\$0.00	\$52,441.48	\$52,441.48	\$0.00
<b>3200 SERVICIOS DE ARRENDAMIENTO</b>	<b>\$0.00</b>	<b>\$155,717.72</b>	<b>\$155,717.72</b>	<b>\$129,372.56</b>	<b>\$26,345.16</b>	<b>\$129,372.56</b>	<b>\$0.00</b>	<b>\$26,345.16</b>	<b>\$129,372.56</b>	<b>\$129,372.56</b>	<b>\$0.00</b>
3230 Arrendamiento de mobiliario y equipo de administración	\$0.00	\$91,305.16	\$91,305.16	\$64,960.00	\$26,345.16	\$64,960.00	\$0.00	\$26,345.16	\$64,960.00	\$64,960.00	\$0.00



**GOBIERNO DEL ESTADO  
DE PUEBLA  
INSTITUTO TECNOLÓGICO  
SUPERIOR DE TEPEACA  
DIRECCIÓN**

Unidad Administrativa	Objeto del Gasto	Aprobado	Ampliaciones / (Reducciones)	Presupuesto Vigente	Presupuesto Disponible para Comprometer	Comprometido	Devengado	Comprometido o No Devengado	Presupuesto Sin Devengar	Ejercido	Pagado	Cuentas por Pagar Deuda
3232	Arrendamiento de equipo y bienes informáticos	\$0.00	\$91,305.16	\$91,305.16	\$64,960.00	\$26,345.16	\$64,960.00	\$0.00	\$26,345.16	\$64,960.00	\$64,960.00	\$0.00
3270	Arrendamiento de activos intangibles	\$0.00	\$64,412.56	\$64,412.56	\$64,412.56	\$0.00	\$64,412.56	\$0.00	\$0.00	\$64,412.56	\$64,412.56	\$0.00
3271	Derechos de autor, patentes, regalías y otros	\$0.00	\$64,412.56	\$64,412.56	\$64,412.56	\$0.00	\$64,412.56	\$0.00	\$0.00	\$64,412.56	\$64,412.56	\$0.00
<b>3300</b>	<b>SERVICIOS PROFESIONALES, CIENTÍFICOS, TÉCNICO</b>	<b>\$576,478.00</b>	<b>\$84,661.00</b>	<b>\$661,139.00</b>	<b>\$661,139.00</b>	<b>\$0.00</b>	<b>\$661,139.00</b>	<b>\$0.00</b>	<b>\$0.00</b>	<b>\$661,139.00</b>	<b>\$661,139.00</b>	<b>\$0.00</b>
3310	Servicios legales, de contabilidad, auditoría y relacionado	\$0.00	\$60,904.00	\$60,904.00	\$60,904.00	\$0.00	\$60,904.00	\$0.00	\$0.00	\$60,904.00	\$60,904.00	\$0.00
3311	Servicios relacionados con procedimientos jurisdiccionales	\$0.00	\$54,404.00	\$54,404.00	\$54,404.00	\$0.00	\$54,404.00	\$0.00	\$0.00	\$54,404.00	\$54,404.00	\$0.00
3312	Otros Servicios para la operación de programas	\$0.00	\$6,500.00	\$6,500.00	\$6,500.00	\$0.00	\$6,500.00	\$0.00	\$0.00	\$6,500.00	\$6,500.00	\$0.00
3330	Servicios de consultoría administrativa, procesos, técnica	\$0.00	\$20,851.00	\$20,851.00	\$20,851.00	\$0.00	\$20,851.00	\$0.00	\$0.00	\$20,851.00	\$20,851.00	\$0.00
3334	Servicios de mantenimiento de aplicaciones informáticas	\$0.00	\$20,851.00	\$20,851.00	\$20,851.00	\$0.00	\$20,851.00	\$0.00	\$0.00	\$20,851.00	\$20,851.00	\$0.00
3340	Servicios de capacitación	\$0.00	\$2,500.00	\$2,500.00	\$2,500.00	\$0.00	\$2,500.00	\$0.00	\$0.00	\$2,500.00	\$2,500.00	\$0.00
3341	Capacitación institucional	\$0.00	\$2,500.00	\$2,500.00	\$2,500.00	\$0.00	\$2,500.00	\$0.00	\$0.00	\$2,500.00	\$2,500.00	\$0.00
3350	Servicios de investigación científica y desarrollo	\$0.00	\$406.00	\$406.00	\$406.00	\$0.00	\$406.00	\$0.00	\$0.00	\$406.00	\$406.00	\$0.00
3351	Servicios de investigación científica y desarrollo	\$0.00	\$406.00	\$406.00	\$406.00	\$0.00	\$406.00	\$0.00	\$0.00	\$406.00	\$406.00	\$0.00
3380	Servicios de vigilancia	\$576,478.00	\$0.00	\$576,478.00	\$576,478.00	\$0.00	\$576,478.00	\$0.00	\$0.00	\$576,478.00	\$576,478.00	\$0.00
3381	Servicios de vigilancia	\$576,478.00	\$0.00	\$576,478.00	\$576,478.00	\$0.00	\$576,478.00	\$0.00	\$0.00	\$576,478.00	\$576,478.00	\$0.00
<b>3400</b>	<b>SERVICIOS FINANCIEROS, BANCARIOS Y COMERCIALES</b>	<b>\$92,698.00</b>	<b>\$74,425.50</b>	<b>\$167,123.50</b>	<b>\$163,285.33</b>	<b>\$3,838.17</b>	<b>\$163,285.33</b>	<b>\$0.00</b>	<b>\$3,838.17</b>	<b>\$163,285.33</b>	<b>\$163,285.33</b>	<b>\$0.00</b>
3450	Seguro de bienes patrimoniales	\$0.00	\$113,298.66	\$113,298.66	\$113,298.00	\$0.66	\$113,298.00	\$0.00	\$0.66	\$113,298.00	\$113,298.00	\$0.00
3451	Seguros de bienes patrimoniales	\$0.00	\$113,298.66	\$113,298.66	\$113,298.00	\$0.66	\$113,298.00	\$0.00	\$0.66	\$113,298.00	\$113,298.00	\$0.00
3490	Servicios financieros, bancarios y comerciales integrales	\$92,698.00	-\$38,873.16	\$53,824.84	\$49,987.33	\$3,837.51	\$49,987.33	\$0.00	\$3,837.51	\$49,987.33	\$49,987.33	\$0.00
3491	Servicios financieros, bancarios y comerciales integrales	\$92,698.00	-\$38,873.16	\$53,824.84	\$49,987.33	\$3,837.51	\$49,987.33	\$0.00	\$3,837.51	\$49,987.33	\$49,987.33	\$0.00
<b>3500</b>	<b>SERVICIOS DE INSTALACIÓN, REPARACIÓN, MANTENIMIENTO Y CONSERVACIÓN</b>	<b>\$65,223.96</b>	<b>-\$51,071.95</b>	<b>\$14,152.01</b>	<b>\$14,152.01</b>	<b>\$0.00</b>	<b>\$14,152.01</b>	<b>\$0.00</b>	<b>\$0.00</b>	<b>\$14,152.01</b>	<b>\$14,152.01</b>	<b>\$0.00</b>
3510	Conservación y mantenimiento menor de inmuebles	\$0.00	\$12,760.00	\$12,760.00	\$12,760.00	\$0.00	\$12,760.00	\$0.00	\$0.00	\$12,760.00	\$12,760.00	\$0.00
3512	Mantenimiento y conservación menor de inmuebles para	\$0.00	\$12,760.00	\$12,760.00	\$12,760.00	\$0.00	\$12,760.00	\$0.00	\$0.00	\$12,760.00	\$12,760.00	\$0.00
3520	Instalación, reparación y mantenimiento de mobiliario y equipo de	\$65,223.96	-\$65,223.96	\$0.00	\$0.00	\$0.00	\$0.00	\$0.00	\$0.00	\$0.00	\$0.00	\$0.00
3521	Mantenimiento y conservación de mobiliario y equipo de	\$65,223.96	-\$65,223.96	\$0.00	\$0.00	\$0.00	\$0.00	\$0.00	\$0.00	\$0.00	\$0.00	\$0.00
3550	Reparación y mantenimiento de equipo de transporte	\$0.00	\$1,392.01	\$1,392.01	\$1,392.01	\$0.00	\$1,392.01	\$0.00	\$0.00	\$1,392.01	\$1,392.01	\$0.00
3551	Mantenimiento y conservación de vehículos terrestres, aéreos	\$0.00	\$1,392.01	\$1,392.01	\$1,392.01	\$0.00	\$1,392.01	\$0.00	\$0.00	\$1,392.01	\$1,392.01	\$0.00
<b>3700</b>	<b>SERVICIOS DE TRASLADOS Y VIÁTICOS</b>	<b>\$87,656.00</b>	<b>-\$69,829.50</b>	<b>\$17,826.50</b>	<b>\$16,226.50</b>	<b>\$1,600.00</b>	<b>\$16,226.50</b>	<b>\$0.00</b>	<b>\$1,600.00</b>	<b>\$16,226.50</b>	<b>\$16,226.50</b>	<b>\$0.00</b>
3720	Pasajes terrestres	\$8,000.00	-\$5,112.00	\$2,888.00	\$2,888.00	\$0.00	\$2,888.00	\$0.00	\$0.00	\$2,888.00	\$2,888.00	\$0.00
3721	Pasajes terrestres nacionales	\$8,000.00	-\$5,112.00	\$2,888.00	\$2,888.00	\$0.00	\$2,888.00	\$0.00	\$0.00	\$2,888.00	\$2,888.00	\$0.00
3750	Viáticos en el país	\$75,000.00	-\$60,579.50	\$14,420.50	\$12,820.50	\$1,600.00	\$12,820.50	\$0.00	\$1,600.00	\$12,820.50	\$12,820.50	\$0.00







Usr: Contabilidad  
Rep: rptEstadoPresupuestoEgresos\_FF

Instituto Tecnológico Superior de Tepeaca  
Estado de Puebla

Estado del Ejercicio del Presupuesto de Egresos por Fuente de Financiamiento Al 30/sep./2024

Fecha y hora de Impresión | 03/oct./2024  
05:41 p. m.

Objeto del Gasto	Unidad Administrativa	Aprobado	Ampliaciones / (Reducciones)	Presupuesto Vigente	Comprometido	Presupuesto Disponible para Comprometer	Devengado	Comprometido o No Devengado	Presupuesto Sin Devengar	Ejercido	Pagado	Cuentas por Pagar Deuda
3751	Viáticos en el país	\$75,000.00	-\$60,579.50	\$14,420.50	\$12,820.50	\$1,600.00	\$12,820.50	\$0.00	\$1,600.00	\$12,820.50	\$12,820.50	\$0.00
3790	Otros servicios de traslado y hospedaje	\$4,656.00	-\$4,138.00	\$518.00	\$518.00	\$0.00	\$518.00	\$0.00	\$0.00	\$518.00	\$518.00	\$0.00
3791	Otros servicios de traslado y hospedaje	\$4,656.00	-\$4,138.00	\$518.00	\$518.00	\$0.00	\$518.00	\$0.00	\$0.00	\$518.00	\$518.00	\$0.00
<b>3800</b>	<b>SERVICIOS OFICIALES</b>	<b>\$0.00</b>	<b>\$24,332.88</b>	<b>\$24,332.88</b>	<b>\$24,332.88</b>	<b>\$0.00</b>	<b>\$24,332.88</b>	<b>\$0.00</b>	<b>\$0.00</b>	<b>\$24,332.88</b>	<b>\$24,332.88</b>	<b>\$0.00</b>
3820	Gastos de orden social y cultural	\$0.00	\$24,332.88	\$24,332.88	\$24,332.88	\$0.00	\$24,332.88	\$0.00	\$0.00	\$24,332.88	\$24,332.88	\$0.00
3821	Gastos de orden social	\$0.00	\$24,332.88	\$24,332.88	\$24,332.88	\$0.00	\$24,332.88	\$0.00	\$0.00	\$24,332.88	\$24,332.88	\$0.00
<b>3900</b>	<b>OTROS SERVICIOS GENERALES</b>	<b>\$117,128.04</b>	<b>-\$95,883.52</b>	<b>\$21,244.52</b>	<b>\$21,244.52</b>	<b>\$0.00</b>	<b>\$21,244.52</b>	<b>\$0.00</b>	<b>\$0.00</b>	<b>\$21,244.52</b>	<b>\$26,290.59</b>	<b>-\$5,046.07</b>
3920	Impuestos y derechos	\$26,818.00	-\$5,777.00	\$21,041.00	\$21,041.00	\$0.00	\$21,041.00	\$0.00	\$0.00	\$21,041.00	\$21,041.00	\$0.00
3921	Otros impuestos y derechos	\$26,818.00	-\$5,777.00	\$21,041.00	\$21,041.00	\$0.00	\$21,041.00	\$0.00	\$0.00	\$21,041.00	\$21,041.00	\$0.00
3980	Impuesto sobre nóminas y otros que se deriven de una re	\$90,310.04	-\$90,310.04	\$0.00	\$0.00	\$0.00	\$0.00	\$0.00	\$0.00	\$0.00	\$5,046.07	-\$5,046.07
3981	Impuesto sobre nóminas y otros que se deriven de una re	\$90,310.04	-\$90,310.04	\$0.00	\$0.00	\$0.00	\$0.00	\$0.00	\$0.00	\$0.00	\$5,046.07	-\$5,046.07
3990	Otros servicios generales	\$0.00	\$203.52	\$203.52	\$203.52	\$0.00	\$203.52	\$0.00	\$0.00	\$203.52	\$203.52	\$0.00
3993	Otros servicios generales	\$0.00	\$203.52	\$203.52	\$203.52	\$0.00	\$203.52	\$0.00	\$0.00	\$203.52	\$203.52	\$0.00
<b>Federal 2024</b>		<b>\$25,105,848.00</b>	<b>\$0.00</b>	<b>\$25,105,848.00</b>	<b>\$15,184,149.35</b>	<b>\$9,921,698.65</b>	<b>\$15,181,649.35</b>	<b>\$2,500.00</b>	<b>\$9,924,198.65</b>	<b>\$15,181,649.35</b>	<b>\$15,113,481.39</b>	<b>\$68,167.96</b>

**110 Recursos Fiscales**

<b>1000</b>	<b>SERVICIOS PERSONALES</b>	<b>\$0.00</b>	<b>\$4,691,069.00</b>	<b>\$4,691,069.00</b>	<b>\$3,810,443.00</b>	<b>\$880,626.00</b>	<b>\$3,810,443.00</b>	<b>\$0.00</b>	<b>\$880,626.00</b>	<b>\$3,810,443.00</b>	<b>\$3,810,443.00</b>	<b>\$0.00</b>
<b>1100</b>	<b>REMUNERACIONES AL PERSONAL DE CARÁCTER PE</b>	<b>\$0.00</b>	<b>\$2,790,993.61</b>	<b>\$2,790,993.61</b>	<b>\$2,790,993.61</b>	<b>\$0.00</b>	<b>\$2,790,993.61</b>	<b>\$0.00</b>	<b>\$0.00</b>	<b>\$2,790,993.61</b>	<b>\$2,790,993.61</b>	<b>\$0.00</b>
1130	Sueldos base al personal permanente	\$0.00	\$2,790,993.61	\$2,790,993.61	\$2,790,993.61	\$0.00	\$2,790,993.61	\$0.00	\$0.00	\$2,790,993.61	\$2,790,993.61	\$0.00
1132	Sueldo base al personal de confianza	\$0.00	\$2,790,993.61	\$2,790,993.61	\$2,790,993.61	\$0.00	\$2,790,993.61	\$0.00	\$0.00	\$2,790,993.61	\$2,790,993.61	\$0.00
<b>1300</b>	<b>REMUNERACIONES ADICIONALES Y ESPECIALES</b>	<b>\$0.00</b>	<b>\$198,694.16</b>	<b>\$198,694.16</b>	<b>\$198,694.16</b>	<b>\$0.00</b>	<b>\$198,694.16</b>	<b>\$0.00</b>	<b>\$0.00</b>	<b>\$198,694.16</b>	<b>\$198,694.16</b>	<b>\$0.00</b>
1310	Primas por años de servicios efectivos prestados	\$0.00	\$154,538.42	\$154,538.42	\$154,538.42	\$0.00	\$154,538.42	\$0.00	\$0.00	\$154,538.42	\$154,538.42	\$0.00
1311	Prima quinquenal por años de servicios efectivos prestad	\$0.00	\$154,538.42	\$154,538.42	\$154,538.42	\$0.00	\$154,538.42	\$0.00	\$0.00	\$154,538.42	\$154,538.42	\$0.00
1340	Compensaciones	\$0.00	\$44,155.74	\$44,155.74	\$44,155.74	\$0.00	\$44,155.74	\$0.00	\$0.00	\$44,155.74	\$44,155.74	\$0.00
1343	Compensación por adquisición de material didáctico	\$0.00	\$44,155.74	\$44,155.74	\$44,155.74	\$0.00	\$44,155.74	\$0.00	\$0.00	\$44,155.74	\$44,155.74	\$0.00
<b>1400</b>	<b>SEGURIDAD SOCIAL</b>	<b>\$0.00</b>	<b>\$623,680.34</b>	<b>\$623,680.34</b>	<b>\$623,680.34</b>	<b>\$0.00</b>	<b>\$623,680.34</b>	<b>\$0.00</b>	<b>\$0.00</b>	<b>\$623,680.34</b>	<b>\$623,680.34</b>	<b>\$0.00</b>
1410	Aportaciones de seguridad social	\$0.00	\$567,851.86	\$567,851.86	\$567,851.86	\$0.00	\$567,851.86	\$0.00	\$0.00	\$567,851.86	\$567,851.86	\$0.00
1411	Aportaciones al Instituto de Seguridad y Servicios Sociales	\$0.00	\$567,851.86	\$567,851.86	\$567,851.86	\$0.00	\$567,851.86	\$0.00	\$0.00	\$567,851.86	\$567,851.86	\$0.00
1430	Aportaciones al sistema para el retiro	\$0.00	\$55,828.48	\$55,828.48	\$55,828.48	\$0.00	\$55,828.48	\$0.00	\$0.00	\$55,828.48	\$55,828.48	\$0.00
1431	Aportaciones al sistema de ahorros para la vejez	\$0.00	\$55,828.48	\$55,828.48	\$55,828.48	\$0.00	\$55,828.48	\$0.00	\$0.00	\$55,828.48	\$55,828.48	\$0.00
<b>1500</b>	<b>OTRAS PRESTACIONES SOCIALES</b>	<b>\$0.00</b>	<b>\$197,074.89</b>	<b>\$197,074.89</b>	<b>\$197,074.89</b>	<b>\$0.00</b>	<b>\$197,074.89</b>	<b>\$0.00</b>	<b>\$0.00</b>	<b>\$197,074.89</b>	<b>\$197,074.89</b>	<b>\$0.00</b>



Objeto del Gasto	Unidad Administrativa	Aprobado	Ampliaciones / (Reducciones)	Presupuesto Vigente	Comprometido	Presupuesto Disponible para Comprometer	Devengado	Comprometido o No Devengado	Presupuesto Sin Devengar	Ejercido	Pagado	Cuentas por Pagar Deuda
1540	Prestaciones contractuales	\$0.00	\$197,074.89	\$197,074.89	\$197,074.89	\$0.00	\$197,074.89	\$0.00	\$0.00	\$197,074.89	\$197,074.89	\$0.00
1543	Prestaciones establecidas por condiciones generales de l	\$0.00	\$197,074.89	\$197,074.89	\$197,074.89	\$0.00	\$197,074.89	\$0.00	\$0.00	\$197,074.89	\$197,074.89	\$0.00
<b>1700</b>	<b>PAGO DE ESTÍMULOS A SERVIDORES PÚBLICOS</b>	<b>\$0.00</b>	<b>\$880,626.00</b>	<b>\$880,626.00</b>	<b>\$0.00</b>	<b>\$880,626.00</b>	<b>\$0.00</b>	<b>\$0.00</b>	<b>\$880,626.00</b>	<b>\$0.00</b>	<b>\$0.00</b>	<b>\$0.00</b>
1710	Estímulos	\$0.00	\$880,626.00	\$880,626.00	\$0.00	\$880,626.00	\$0.00	\$0.00	\$880,626.00	\$0.00	\$0.00	\$0.00
1712	Estímulos al personal operativo	\$0.00	\$880,626.00	\$880,626.00	\$0.00	\$880,626.00	\$0.00	\$0.00	\$880,626.00	\$0.00	\$0.00	\$0.00
<b>2000</b>	<b>MATERIALES Y SUMINISTROS</b>	<b>\$0.00</b>	<b>\$100,933.35</b>	<b>\$100,933.35</b>	<b>\$93,222.31</b>	<b>\$7,711.04</b>	<b>\$93,222.31</b>	<b>\$0.00</b>	<b>\$7,711.04</b>	<b>\$93,222.31</b>	<b>\$93,222.31</b>	<b>\$0.00</b>
<b>2100</b>	<b>MATERIALES DE ADMINISTRACIÓN, EMISIÓN DE DOC</b>	<b>\$0.00</b>	<b>\$320.00</b>	<b>\$320.00</b>	<b>\$320.00</b>	<b>\$0.00</b>	<b>\$320.00</b>	<b>\$0.00</b>	<b>\$0.00</b>	<b>\$320.00</b>	<b>\$320.00</b>	<b>\$0.00</b>
2160	Material de limpieza	\$0.00	\$320.00	\$320.00	\$320.00	\$0.00	\$320.00	\$0.00	\$0.00	\$320.00	\$320.00	\$0.00
2161	Material de limpieza	\$0.00	\$320.00	\$320.00	\$320.00	\$0.00	\$320.00	\$0.00	\$0.00	\$320.00	\$320.00	\$0.00
<b>2200</b>	<b>ALIMENTOS Y UTENSILIOS</b>	<b>\$0.00</b>	<b>\$18,058.16</b>	<b>\$18,058.16</b>	<b>\$18,058.16</b>	<b>\$0.00</b>	<b>\$18,058.16</b>	<b>\$0.00</b>	<b>\$0.00</b>	<b>\$18,058.16</b>	<b>\$18,058.16</b>	<b>\$0.00</b>
2210	Productos alimenticios para personas	\$0.00	\$18,058.16	\$18,058.16	\$18,058.16	\$0.00	\$18,058.16	\$0.00	\$0.00	\$18,058.16	\$18,058.16	\$0.00
2213	Productos alimenticios para el personal en las instalacion	\$0.00	\$18,058.16	\$18,058.16	\$18,058.16	\$0.00	\$18,058.16	\$0.00	\$0.00	\$18,058.16	\$18,058.16	\$0.00
<b>2400</b>	<b>MATERIALES Y ARTÍCULOS DE CONSTRUCCIÓN Y DE</b>	<b>\$0.00</b>	<b>\$21,579.54</b>	<b>\$21,579.54</b>	<b>\$21,579.54</b>	<b>\$0.00</b>	<b>\$21,579.54</b>	<b>\$0.00</b>	<b>\$0.00</b>	<b>\$21,579.54</b>	<b>\$21,579.54</b>	<b>\$0.00</b>
2410	Productos minerales no metálicos	\$0.00	\$1,682.00	\$1,682.00	\$1,682.00	\$0.00	\$1,682.00	\$0.00	\$0.00	\$1,682.00	\$1,682.00	\$0.00
2411	Productos minerales no metálicos	\$0.00	\$1,682.00	\$1,682.00	\$1,682.00	\$0.00	\$1,682.00	\$0.00	\$0.00	\$1,682.00	\$1,682.00	\$0.00
2430	Cal, yeso y productos de yeso	\$0.00	\$1,700.00	\$1,700.00	\$1,700.00	\$0.00	\$1,700.00	\$0.00	\$0.00	\$1,700.00	\$1,700.00	\$0.00
2431	Cal, yeso y productos de yeso	\$0.00	\$1,700.00	\$1,700.00	\$1,700.00	\$0.00	\$1,700.00	\$0.00	\$0.00	\$1,700.00	\$1,700.00	\$0.00
2470	Artículos metálicos para la construcción	\$0.00	\$435.62	\$435.62	\$435.62	\$0.00	\$435.62	\$0.00	\$0.00	\$435.62	\$435.62	\$0.00
2471	Artículos metálicos para la construcción	\$0.00	\$435.62	\$435.62	\$435.62	\$0.00	\$435.62	\$0.00	\$0.00	\$435.62	\$435.62	\$0.00
2490	Otros materiales y artículos de construcción y reparación	\$0.00	\$17,761.92	\$17,761.92	\$17,761.92	\$0.00	\$17,761.92	\$0.00	\$0.00	\$17,761.92	\$17,761.92	\$0.00
2491	Otros materiales y artículos de construcción y reparación	\$0.00	\$17,761.92	\$17,761.92	\$17,761.92	\$0.00	\$17,761.92	\$0.00	\$0.00	\$17,761.92	\$17,761.92	\$0.00
<b>2500</b>	<b>PRODUCTOS QUÍMICOS, FARMACÉUTICOS Y DE LAB</b>	<b>\$0.00</b>	<b>\$4,106.17</b>	<b>\$4,106.17</b>	<b>\$4,106.17</b>	<b>\$0.00</b>	<b>\$4,106.17</b>	<b>\$0.00</b>	<b>\$0.00</b>	<b>\$4,106.17</b>	<b>\$4,106.17</b>	<b>\$0.00</b>
2510	Productos químicos básicos	\$0.00	\$3,343.12	\$3,343.12	\$3,343.12	\$0.00	\$3,343.12	\$0.00	\$0.00	\$3,343.12	\$3,343.12	\$0.00
2511	Productos químicos básicos	\$0.00	\$3,343.12	\$3,343.12	\$3,343.12	\$0.00	\$3,343.12	\$0.00	\$0.00	\$3,343.12	\$3,343.12	\$0.00
2540	Materiales, accesorios y suministros médicos	\$0.00	\$763.05	\$763.05	\$763.05	\$0.00	\$763.05	\$0.00	\$0.00	\$763.05	\$763.05	\$0.00
2541	Materiales, accesorios y suministros médicos	\$0.00	\$763.05	\$763.05	\$763.05	\$0.00	\$763.05	\$0.00	\$0.00	\$763.05	\$763.05	\$0.00
<b>2600</b>	<b>COMBUSTIBLES, LUBRICANTES Y ADITIVOS</b>	<b>\$0.00</b>	<b>\$45,144.00</b>	<b>\$45,144.00</b>	<b>\$37,432.96</b>	<b>\$7,711.04</b>	<b>\$37,432.96</b>	<b>\$0.00</b>	<b>\$7,711.04</b>	<b>\$37,432.96</b>	<b>\$37,432.96</b>	<b>\$0.00</b>
2610	Combustibles, lubricantes y aditivos	\$0.00	\$45,144.00	\$45,144.00	\$37,432.96	\$7,711.04	\$37,432.96	\$0.00	\$7,711.04	\$37,432.96	\$37,432.96	\$0.00
2612	Combustibles, lubricantes y aditivos para vehículos	\$0.00	\$45,144.00	\$45,144.00	\$37,432.96	\$7,711.04	\$37,432.96	\$0.00	\$7,711.04	\$37,432.96	\$37,432.96	\$0.00
<b>2900</b>	<b>HERRAMIENTAS, REFACCIONES Y ACCESORIOS MEN</b>	<b>\$0.00</b>	<b>\$11,725.48</b>	<b>\$11,725.48</b>	<b>\$11,725.48</b>	<b>\$0.00</b>	<b>\$11,725.48</b>	<b>\$0.00</b>	<b>\$0.00</b>	<b>\$11,725.48</b>	<b>\$11,725.48</b>	<b>\$0.00</b>
2910	Herramientas menores	\$0.00	\$4,827.34	\$4,827.34	\$4,827.34	\$0.00	\$4,827.34	\$0.00	\$0.00	\$4,827.34	\$4,827.34	\$0.00



Usr: Contabilidad  
Rep: rptEstadoPresupuestoEgresos\_FF

## Instituto Tecnológico Superior de Tepeaca Estado de Puebla

Estado del Ejercicio del Presupuesto de Egresos por Fuente de Financiamiento Al 30/sep./2024

Fecha y hora de Impresión | 03/oct./2024  
05:41 p. m.

Unidad Administrativa Objeto del Gasto	Aprobado	Ampliaciones / (Reducciones)	Presupuesto Vigente	Comprometido	Presupuesto Disponible para Comprometer	Devengado	Comprometid o No Devengado	Presupuesto Sin Devengar	Ejercido	Pagado	Cuentas por Pagar Deuda
2911 Herramientas menores	\$0.00	\$4,827.34	\$4,827.34	\$4,827.34	\$0.00	\$4,827.34	\$0.00	\$0.00	\$4,827.34	\$4,827.34	\$0.00
2940 Refacciones y accesorios menores de equipo de cómput	\$0.00	\$6,562.12	\$6,562.12	\$6,562.12	\$0.00	\$6,562.12	\$0.00	\$0.00	\$6,562.12	\$6,562.12	\$0.00
2941 Refacciones y accesorios menores para equipo de cómput	\$0.00	\$6,562.12	\$6,562.12	\$6,562.12	\$0.00	\$6,562.12	\$0.00	\$0.00	\$6,562.12	\$6,562.12	\$0.00
2990 Refacciones y accesorios menores otros bienes muebles	\$0.00	\$336.02	\$336.02	\$336.02	\$0.00	\$336.02	\$0.00	\$0.00	\$336.02	\$336.02	\$0.00
2991 Refacciones y accesorios menores de otros bienes mueb	\$0.00	\$336.02	\$336.02	\$336.02	\$0.00	\$336.02	\$0.00	\$0.00	\$336.02	\$336.02	\$0.00
<b>3000 SERVICIOS GENERALES</b>	<b>\$0.00</b>	<b>\$197,438.65</b>	<b>\$197,438.65</b>	<b>\$195,114.97</b>	<b>\$2,323.68</b>	<b>\$195,114.97</b>	<b>\$0.00</b>	<b>\$2,323.68</b>	<b>\$195,114.97</b>	<b>\$195,114.97</b>	<b>\$0.00</b>
<b>3100 SERVICIOS BÁSICOS</b>	<b>\$0.00</b>	<b>\$57,890.00</b>	<b>\$57,890.00</b>	<b>\$57,890.00</b>	<b>\$0.00</b>	<b>\$57,890.00</b>	<b>\$0.00</b>	<b>\$0.00</b>	<b>\$57,890.00</b>	<b>\$57,890.00</b>	<b>\$0.00</b>
3110 Energía eléctrica	\$0.00	\$18,793.00	\$18,793.00	\$18,793.00	\$0.00	\$18,793.00	\$0.00	\$0.00	\$18,793.00	\$18,793.00	\$0.00
3111 Servicio de energía eléctrica	\$0.00	\$18,793.00	\$18,793.00	\$18,793.00	\$0.00	\$18,793.00	\$0.00	\$0.00	\$18,793.00	\$18,793.00	\$0.00
3140 Telefonía tradicional	\$0.00	\$817.00	\$817.00	\$817.00	\$0.00	\$817.00	\$0.00	\$0.00	\$817.00	\$817.00	\$0.00
3141 Servicio telefónico convencional	\$0.00	\$817.00	\$817.00	\$817.00	\$0.00	\$817.00	\$0.00	\$0.00	\$817.00	\$817.00	\$0.00
3170 Servicios de acceso de Internet, redes y procesamiento d	\$0.00	\$38,280.00	\$38,280.00	\$38,280.00	\$0.00	\$38,280.00	\$0.00	\$0.00	\$38,280.00	\$38,280.00	\$0.00
3171 Servicios de acceso de internet	\$0.00	\$38,280.00	\$38,280.00	\$38,280.00	\$0.00	\$38,280.00	\$0.00	\$0.00	\$38,280.00	\$38,280.00	\$0.00
<b>3200 SERVICIOS DE ARRENDAMIENTO</b>	<b>\$0.00</b>	<b>\$15,600.00</b>	<b>\$15,600.00</b>	<b>\$15,600.00</b>	<b>\$0.00</b>	<b>\$15,600.00</b>	<b>\$0.00</b>	<b>\$0.00</b>	<b>\$15,600.00</b>	<b>\$15,600.00</b>	<b>\$0.00</b>
3230 Arrendamiento de mobiliario y equipo de administración, c	\$0.00	\$15,600.00	\$15,600.00	\$15,600.00	\$0.00	\$15,600.00	\$0.00	\$0.00	\$15,600.00	\$15,600.00	\$0.00
3232 Arrendamiento de equipo y bienes informáticos	\$0.00	\$15,600.00	\$15,600.00	\$15,600.00	\$0.00	\$15,600.00	\$0.00	\$0.00	\$15,600.00	\$15,600.00	\$0.00
<b>3300 SERVICIOS PROFESIONALES, CIENTÍFICOS, TÉCNICO</b>	<b>\$0.00</b>	<b>\$46,749.99</b>	<b>\$46,749.99</b>	<b>\$46,749.99</b>	<b>\$0.00</b>	<b>\$46,749.99</b>	<b>\$0.00</b>	<b>\$0.00</b>	<b>\$46,749.99</b>	<b>\$46,749.99</b>	<b>\$0.00</b>
3310 Servicios legales, de contabilidad, auditoría y relacionado	\$0.00	\$40,000.00	\$40,000.00	\$40,000.00	\$0.00	\$40,000.00	\$0.00	\$0.00	\$40,000.00	\$40,000.00	\$0.00
3312 Otros Servicios para la operación de programas	\$0.00	\$40,000.00	\$40,000.00	\$40,000.00	\$0.00	\$40,000.00	\$0.00	\$0.00	\$40,000.00	\$40,000.00	\$0.00
3360 Servicios de apoyo administrativo, traducción, fotocopiad	\$0.00	\$6,749.99	\$6,749.99	\$6,749.99	\$0.00	\$6,749.99	\$0.00	\$0.00	\$6,749.99	\$6,749.99	\$0.00
3364 Servicios de impresión de material informativo derivado d	\$0.00	\$6,749.99	\$6,749.99	\$6,749.99	\$0.00	\$6,749.99	\$0.00	\$0.00	\$6,749.99	\$6,749.99	\$0.00
<b>3400 SERVICIOS FINANCIEROS, BANCARIOS Y COMERCIA</b>	<b>\$0.00</b>	<b>\$11,930.00</b>	<b>\$11,930.00</b>	<b>\$9,606.32</b>	<b>\$2,323.68</b>	<b>\$9,606.32</b>	<b>\$0.00</b>	<b>\$2,323.68</b>	<b>\$9,606.32</b>	<b>\$9,606.32</b>	<b>\$0.00</b>
3490 Servicios financieros, bancarios y comerciales integrales	\$0.00	\$11,930.00	\$11,930.00	\$9,606.32	\$2,323.68	\$9,606.32	\$0.00	\$2,323.68	\$9,606.32	\$9,606.32	\$0.00
3491 Servicios financieros, bancarios y comerciales integrales	\$0.00	\$11,930.00	\$11,930.00	\$9,606.32	\$2,323.68	\$9,606.32	\$0.00	\$2,323.68	\$9,606.32	\$9,606.32	\$0.00
<b>3900 OTROS SERVICIOS GENERALES</b>	<b>\$0.00</b>	<b>\$65,268.66</b>	<b>\$65,268.66</b>	<b>\$65,268.66</b>	<b>\$0.00</b>	<b>\$65,268.66</b>	<b>\$0.00</b>	<b>\$0.00</b>	<b>\$65,268.66</b>	<b>\$65,268.66</b>	<b>\$0.00</b>
3920 Impuestos y derechos	\$0.00	\$1,885.50	\$1,885.50	\$1,885.50	\$0.00	\$1,885.50	\$0.00	\$0.00	\$1,885.50	\$1,885.50	\$0.00
3921 Otros impuestos y derechos	\$0.00	\$1,885.50	\$1,885.50	\$1,885.50	\$0.00	\$1,885.50	\$0.00	\$0.00	\$1,885.50	\$1,885.50	\$0.00
3980 Impuesto sobre nóminas y otros que se derivan de un afe	\$0.00	\$63,383.16	\$63,383.16	\$63,383.16	\$0.00	\$63,383.16	\$0.00	\$0.00	\$63,383.16	\$63,383.16	\$0.00
3981 Impuesto sobre nóminas y otros que se derivan de un afe	\$0.00	\$63,383.16	\$63,383.16	\$63,383.16	\$0.00	\$63,383.16	\$0.00	\$0.00	\$63,383.16	\$63,383.16	\$0.00
<b>Recursos Fiscales</b>	<b>\$0.00</b>	<b>\$4,989,441.00</b>	<b>\$4,989,441.00</b>	<b>\$4,098,780.28</b>	<b>\$890,660.72</b>	<b>\$4,098,780.28</b>	<b>\$0.00</b>	<b>\$890,660.72</b>	<b>\$4,098,780.28</b>	<b>\$4,098,780.28</b>	<b>\$0.00</b>



**GOBIERNO DEL ESTADO  
DE PUEBLA  
INSTITUTO TECNOLÓGICO  
SUPERIOR DE TEPEACA  
DIRECCIÓN**




Usr: Contabilidad  
Rep: rptEstadoPresupuestoEgresos\_FF

**Instituto Tecnológico Superior de Tepeaca**  
Estado de Puebla

Estado del Ejercicio del Presupuesto de Egresos por Fuente de Financiamiento Al 30/sep./2024

Fecha y hora de Impresión 03/oct./2024 05:41 p. m.

Unidad Administrativa												Cuentas por
Objeto del Gasto	Aprobado	Ampliaciones / (Reducciones)	Presupuesto Vigente	Comprometido	Presupuesto Disponible para Comprometer	Devengado	Comprometid o No Devengado	Presupuesto Sin Devengar	Ejercido	Pagado	Pagar Deuda	
<b>115</b>	<b>Estatal 2024</b>											
1000	<b>SERVICIOS PERSONALES</b>	\$21,680,076.00	-\$5,060,051.00	\$16,620,025.00	\$7,613,654.92	\$9,006,370.08	\$7,613,654.92	\$0.00	\$9,006,370.08	\$7,613,654.92	\$7,538,395.72	\$75,259.20
1100	REMUNERACIONES AL PERSONAL DE CARÁCTER PE	\$12,975,544.00	-\$3,151,125.65	\$9,824,418.35	\$5,611,855.38	\$4,212,562.97	\$5,611,855.38	\$0.00	\$4,212,562.97	\$5,611,855.38	\$5,611,855.38	\$0.00
1130	Sueldos base al personal permanente	\$12,975,544.00	-\$3,151,125.65	\$9,824,418.35	\$5,611,855.38	\$4,212,562.97	\$5,611,855.38	\$0.00	\$4,212,562.97	\$5,611,855.38	\$5,611,855.38	\$0.00
1132	Sueldo base al personal de confianza	\$12,975,544.00	-\$3,151,125.65	\$9,824,418.35	\$5,611,855.38	\$4,212,562.97	\$5,611,855.38	\$0.00	\$4,212,562.97	\$5,611,855.38	\$5,611,855.38	\$0.00
1300	REMUNERACIONES ADICIONALES Y ESPECIALES	\$2,759,384.00	\$854,585.42	\$3,613,969.42	\$414,214.03	\$3,199,755.39	\$414,214.03	\$0.00	\$3,199,755.39	\$414,214.03	\$414,214.03	\$0.00
1310	Primas por años de servicios efectivos prestados	\$275,308.00	\$1,157,738.96	\$1,433,046.96	\$319,605.54	\$1,113,441.42	\$319,605.54	\$0.00	\$1,113,441.42	\$319,605.54	\$319,605.54	\$0.00
1311	Prima quinquenal por años de servicios efectivos prestad	\$0.00	\$1,433,046.96	\$1,433,046.96	\$319,605.54	\$1,113,441.42	\$319,605.54	\$0.00	\$1,113,441.42	\$319,605.54	\$319,605.54	\$0.00
1312	Prima de antigüedad	\$275,308.00	-\$275,308.00	\$0.00	\$0.00	\$0.00	\$0.00	\$0.00	\$0.00	\$0.00	\$0.00	\$0.00
1320	Primas de vacaciones, dominical y gratificación de fin de	\$2,276,934.00	-\$266,544.07	\$2,010,389.93	\$0.00	\$2,010,389.93	\$0.00	\$0.00	\$2,010,389.93	\$0.00	\$0.00	\$0.00
1321	Primas de vacaciones y dominical	\$853,850.00	-\$269,363.07	\$584,486.93	\$0.00	\$584,486.93	\$0.00	\$0.00	\$584,486.93	\$0.00	\$0.00	\$0.00
1322	Aguinaldo o gratificación de fin de año	\$1,423,084.00	\$2,819.00	\$1,425,903.00	\$0.00	\$1,425,903.00	\$0.00	\$0.00	\$1,425,903.00	\$0.00	\$0.00	\$0.00
1340	Compensaciones	\$207,142.00	-\$36,609.47	\$170,532.53	\$94,608.49	\$75,924.04	\$94,608.49	\$0.00	\$75,924.04	\$94,608.49	\$94,608.49	\$0.00
1343	Compensación por adquisición de material didáctico	\$207,142.00	-\$36,609.47	\$170,532.53	\$94,608.49	\$75,924.04	\$94,608.49	\$0.00	\$75,924.04	\$94,608.49	\$94,608.49	\$0.00
1400	SEGURIDAD SOCIAL	\$3,586,171.00	-\$1,278,818.88	\$2,307,352.12	\$1,047,522.89	\$1,259,829.23	\$1,047,522.89	\$0.00	\$1,259,829.23	\$1,047,522.89	\$972,263.69	\$75,259.20
1410	Aportaciones de seguridad social	\$3,330,016.00	-\$1,135,191.64	\$2,194,824.36	\$934,995.13	\$1,259,829.23	\$934,995.13	\$0.00	\$1,259,829.23	\$934,995.13	\$934,995.13	\$0.00
1411	Aportaciones al Instituto de Seguridad y Servicios Sociale	\$3,330,016.00	-\$1,135,191.64	\$2,194,824.36	\$934,995.13	\$1,259,829.23	\$934,995.13	\$0.00	\$1,259,829.23	\$934,995.13	\$934,995.13	\$0.00
1430	Aportaciones al sistema para el retiro	\$256,155.00	-\$143,627.24	\$112,527.76	\$112,527.76	\$0.00	\$112,527.76	\$0.00	\$0.00	\$112,527.76	\$37,268.56	\$75,259.20
1431	Aportaciones al sistema de ahorro para el retiro	\$256,155.00	-\$143,627.24	\$112,527.76	\$112,527.76	\$0.00	\$112,527.76	\$0.00	\$0.00	\$112,527.76	\$37,268.56	\$75,259.20
1500	OTRAS PRESTACIONES SOCIALES Y ECONÓMICAS	\$1,661,255.00	-\$786,969.89	\$874,285.11	\$540,062.62	\$334,222.49	\$540,062.62	\$0.00	\$334,222.49	\$540,062.62	\$540,062.62	\$0.00
1520	Indemnizaciones	\$0.00	\$226,750.47	\$226,750.47	\$122,855.25	\$103,895.22	\$122,855.25	\$0.00	\$103,895.22	\$122,855.25	\$122,855.25	\$0.00
1521	Indemnizaciones por separación	\$0.00	\$226,750.47	\$226,750.47	\$122,855.25	\$103,895.22	\$122,855.25	\$0.00	\$103,895.22	\$122,855.25	\$122,855.25	\$0.00
1540	Prestaciones contractuales	\$932,636.00	-\$285,101.36	\$647,534.64	\$417,207.37	\$230,327.27	\$417,207.37	\$0.00	\$230,327.27	\$417,207.37	\$417,207.37	\$0.00
1543	Prestaciones establecidas por condiciones generales de t	\$932,636.00	-\$285,101.36	\$647,534.64	\$417,207.37	\$230,327.27	\$417,207.37	\$0.00	\$230,327.27	\$417,207.37	\$417,207.37	\$0.00
1590	Otras prestaciones sociales y económicas	\$728,619.00	-\$728,619.00	\$0.00	\$0.00	\$0.00	\$0.00	\$0.00	\$0.00	\$0.00	\$0.00	\$0.00
1593	Otras prestaciones	\$728,619.00	-\$728,619.00	\$0.00	\$0.00	\$0.00	\$0.00	\$0.00	\$0.00	\$0.00	\$0.00	\$0.00
1600	PREVISIONES	\$697,722.00	-\$697,722.00	\$0.00	\$0.00	\$0.00	\$0.00	\$0.00	\$0.00	\$0.00	\$0.00	\$0.00
1610	Previsiones de carácter laboral, económico y de salud	\$697,722.00	-\$697,722.00	\$0.00	\$0.00	\$0.00	\$0.00	\$0.00	\$0.00	\$0.00	\$0.00	\$0.00
1613	Otras medidas de carácter laboral y económico	\$697,722.00	-\$697,722.00	\$0.00	\$0.00	\$0.00	\$0.00	\$0.00	\$0.00	\$0.00	\$0.00	\$0.00
2000	MATERIALES Y SUMINISTROS	\$627,424.00	\$569,646.06	\$1,197,070.06	\$1,020,497.57	\$176,572.49	\$720,610.37	\$299,887.20	\$476,459.69	\$720,610.37	\$720,610.37	\$0.00





Usr: Contabilidad  
Rep: rptEstadoPresupuestoEgresos\_FF

## Instituto Tecnológico Superior de Tepeaca Estado de Puebla

Estado del Ejercicio del Presupuesto de Egresos por Fuente de Financiamiento Al 30/sep./2024

Fecha y hora de Impresión | 03/oct./2024  
05:41 p. m.

Unidad Administrativa	Objeto del Gasto	Aprobado	Ampliaciones / (Reducciones)	Presupuesto Vigente	Comprometido	Presupuesto Disponible para Comprometer	Devengado	Comprometido o No Devengado	Presupuesto Sin Devengar	Ejercido	Pagado	Cuentas por Pagar Deuda
2100	MATERIALES DE ADMINISTRACIÓN, EMISIÓN DE DOC	\$145,855.00	-\$57,086.00	\$88,769.00	\$88,769.00	\$0.00	\$88,769.00	\$0.00	\$0.00	\$88,769.00	\$88,769.00	\$0.00
2140	Materiales, útiles y equipos menores de tecnologías de la	\$65,461.00	-\$65,461.00	\$0.00	\$0.00	\$0.00	\$0.00	\$0.00	\$0.00	\$0.00	\$0.00	\$0.00
2141	Materiales, útiles y equipos menores de tecnologías de la	\$65,461.00	-\$65,461.00	\$0.00	\$0.00	\$0.00	\$0.00	\$0.00	\$0.00	\$0.00	\$0.00	\$0.00
2160	Material de limpieza	\$80,394.00	\$8,375.00	\$88,769.00	\$88,769.00	\$0.00	\$88,769.00	\$0.00	\$0.00	\$88,769.00	\$88,769.00	\$0.00
2161	Material de limpieza	\$80,394.00	\$8,375.00	\$88,769.00	\$88,769.00	\$0.00	\$88,769.00	\$0.00	\$0.00	\$88,769.00	\$88,769.00	\$0.00
2200	ALIMENTOS Y UTENSILIOS	\$0.00	\$12,483.82	\$12,483.82	\$7,077.11	\$5,406.71	\$7,077.11	\$0.00	\$5,406.71	\$7,077.11	\$7,077.11	\$0.00
2210	Productos alimenticios para personas	\$0.00	\$12,483.82	\$12,483.82	\$7,077.11	\$5,406.71	\$7,077.11	\$0.00	\$5,406.71	\$7,077.11	\$7,077.11	\$0.00
2213	Productos alimenticios para el personal en las instalacion	\$0.00	\$12,483.82	\$12,483.82	\$7,077.11	\$5,406.71	\$7,077.11	\$0.00	\$5,406.71	\$7,077.11	\$7,077.11	\$0.00
2400	MATERIALES Y ARTÍCULOS DE CONSTRUCCIÓN Y DE	\$36,859.00	\$749,950.36	\$786,809.36	\$779,713.41	\$7,095.95	\$483,883.89	\$295,829.52	\$302,925.47	\$483,883.89	\$483,883.89	\$0.00
2410	Productos minerales no metálicos	\$0.00	\$52,350.80	\$52,350.80	\$52,350.80	\$0.00	\$27,329.60	\$25,021.20	\$25,021.20	\$27,329.60	\$27,329.60	\$0.00
2411	Productos minerales no metálicos	\$0.00	\$52,350.80	\$52,350.80	\$52,350.80	\$0.00	\$27,329.60	\$25,021.20	\$25,021.20	\$27,329.60	\$27,329.60	\$0.00
2420	Cemento y productos de concreto	\$0.00	\$166,778.82	\$166,778.82	\$166,778.81	\$0.01	\$117,473.60	\$49,305.21	\$49,305.22	\$117,473.60	\$117,473.60	\$0.00
2421	Cemento y productos de concreto	\$0.00	\$166,778.82	\$166,778.82	\$166,778.81	\$0.01	\$117,473.60	\$49,305.21	\$49,305.22	\$117,473.60	\$117,473.60	\$0.00
2450	Vidrio y productos de vidrio	\$0.00	\$88,160.00	\$88,160.00	\$88,160.00	\$0.00	\$88,160.00	\$0.00	\$0.00	\$88,160.00	\$88,160.00	\$0.00
2451	Vidrio y productos de vidrio	\$0.00	\$88,160.00	\$88,160.00	\$88,160.00	\$0.00	\$88,160.00	\$0.00	\$0.00	\$88,160.00	\$88,160.00	\$0.00
2460	Material eléctrico y electrónico	\$0.00	\$123,236.57	\$123,236.57	\$123,236.57	\$0.00	\$109,270.17	\$13,966.40	\$13,966.40	\$109,270.17	\$109,270.17	\$0.00
2461	Material eléctrico y electrónico	\$0.00	\$123,236.57	\$123,236.57	\$123,236.57	\$0.00	\$109,270.17	\$13,966.40	\$13,966.40	\$109,270.17	\$109,270.17	\$0.00
2470	Artículos metálicos para la construcción	\$0.00	\$169,191.52	\$169,191.52	\$169,191.47	\$0.05	\$140,800.52	\$28,390.95	\$28,391.00	\$140,800.52	\$140,800.52	\$0.00
2471	Artículos metálicos para la construcción	\$0.00	\$169,191.52	\$169,191.52	\$169,191.47	\$0.05	\$140,800.52	\$28,390.95	\$28,391.00	\$140,800.52	\$140,800.52	\$0.00
2490	Otros materiales y artículos de construcción y reparación	\$36,859.00	\$150,232.65	\$187,091.65	\$179,995.76	\$7,095.89	\$850.00	\$179,145.76	\$186,241.65	\$850.00	\$850.00	\$0.00
2491	Otros materiales y artículos de construcción y reparación	\$36,859.00	\$150,232.65	\$187,091.65	\$179,995.76	\$7,095.89	\$850.00	\$179,145.76	\$186,241.65	\$850.00	\$850.00	\$0.00
2500	PRODUCTOS QUÍMICOS, FARMACÉUTICOS Y DE LABI	\$62,342.00	-\$55,624.52	\$6,717.48	\$6,717.48	\$0.00	\$2,659.80	\$4,057.68	\$4,057.68	\$2,659.80	\$2,659.80	\$0.00
2550	Materiales, accesorios y suministros de laboratorio	\$29,826.00	-\$29,826.00	\$0.00	\$0.00	\$0.00	\$0.00	\$0.00	\$0.00	\$0.00	\$0.00	\$0.00
2551	Materiales, accesorios y suministros de laboratorio	\$29,826.00	-\$29,826.00	\$0.00	\$0.00	\$0.00	\$0.00	\$0.00	\$0.00	\$0.00	\$0.00	\$0.00
2560	Fibras sintéticas, hules, plásticos y derivados	\$0.00	\$4,498.48	\$4,498.48	\$4,498.48	\$0.00	\$440.80	\$4,057.68	\$4,057.68	\$440.80	\$440.80	\$0.00
2561	Fibras sintéticas, hules, plásticos y derivados	\$0.00	\$4,498.48	\$4,498.48	\$4,498.48	\$0.00	\$440.80	\$4,057.68	\$4,057.68	\$440.80	\$440.80	\$0.00
2590	Otros productos químicos	\$32,516.00	-\$30,297.00	\$2,219.00	\$2,219.00	\$0.00	\$2,219.00	\$0.00	\$0.00	\$2,219.00	\$2,219.00	\$0.00
2591	Otros productos químicos	\$32,516.00	-\$30,297.00	\$2,219.00	\$2,219.00	\$0.00	\$2,219.00	\$0.00	\$0.00	\$2,219.00	\$2,219.00	\$0.00
2600	COMBUSTIBLES, LUBRICANTES Y ADITIVOS	\$270,842.00	-\$1.00	\$270,841.00	\$110,786.57	\$160,054.43	\$110,786.57	\$0.00	\$160,054.43	\$110,786.57	\$110,786.57	\$0.00
2610	Combustibles, lubricantes y aditivos	\$270,842.00	-\$1.00	\$270,841.00	\$110,786.57	\$160,054.43	\$110,786.57	\$0.00	\$160,054.43	\$110,786.57	\$110,786.57	\$0.00
2612	Combustibles, lubricantes y aditivos para vehículos a motor	\$270,842.00	-\$1.00	\$270,841.00	\$110,786.57	\$160,054.43	\$110,786.57	\$0.00	\$160,054.43	\$110,786.57	\$110,786.57	\$0.00






Usr: Contabilidad  
Rep: rptEstadoPresupuestoEgresos\_FF

## Instituto Tecnológico Superior de Tepeaca Estado de Puebla

Estado del Ejercicio del Presupuesto de Egresos por Fuente de Financiamiento Al 30/sep./2024

Fecha y hora de Impresión | 03/oct./2024  
05:41 p. m.

Objeto del Gasto	Unidad Administrativa	Aprobado	Ampliaciones / (Reducciones)	Presupuesto Vigente	Comprometido	Presupuesto Disponible para Comprometer	Devengado	Comprometid o No Devengado	Presupuesto Sin Devengar	Ejercido	Pagado	Cuentas por Pagar Deuda
2900	HERRAMIENTAS, REFACCIONES Y ACCESORIOS MEN	\$111,526.00	-\$80,076.60	\$31,449.40	\$27,434.00	\$4,015.40	\$27,434.00	\$0.00	\$4,015.40	\$27,434.00	\$27,434.00	\$0.00
2910	Herramientas menores	\$23,090.00	-\$21,928.60	\$1,161.40	\$0.00	\$1,161.40	\$0.00	\$0.00	\$1,161.40	\$0.00	\$0.00	\$0.00
2911	Herramientas menores	\$23,090.00	-\$21,928.60	\$1,161.40	\$0.00	\$1,161.40	\$0.00	\$0.00	\$1,161.40	\$0.00	\$0.00	\$0.00
2920	Refacciones y accesorios menores de edificios	\$20,920.00	-\$19,520.00	\$1,400.00	\$0.00	\$1,400.00	\$0.00	\$0.00	\$1,400.00	\$0.00	\$0.00	\$0.00
2921	Refacciones y accesorios menores de edificios	\$20,920.00	-\$19,520.00	\$1,400.00	\$0.00	\$1,400.00	\$0.00	\$0.00	\$1,400.00	\$0.00	\$0.00	\$0.00
2940	Refacciones y accesorios menores de equipo de cómput	\$46,980.00	-\$18,092.00	\$28,888.00	\$27,434.00	\$1,454.00	\$27,434.00	\$0.00	\$1,454.00	\$27,434.00	\$27,434.00	\$0.00
2941	Refacciones y accesorios menores para equipo de cómput	\$46,980.00	-\$18,092.00	\$28,888.00	\$27,434.00	\$1,454.00	\$27,434.00	\$0.00	\$1,454.00	\$27,434.00	\$27,434.00	\$0.00
2960	Refacciones y accesorios menores de equipo de transpor	\$20,536.00	-\$20,536.00	\$0.00	\$0.00	\$0.00	\$0.00	\$0.00	\$0.00	\$0.00	\$0.00	\$0.00
2961	Refacciones y accesorios menores de equipo de transpor	\$20,536.00	-\$20,536.00	\$0.00	\$0.00	\$0.00	\$0.00	\$0.00	\$0.00	\$0.00	\$0.00	\$0.00
<b>3000</b>	<b>SERVICIOS GENERALES</b>	<b>\$1,479,476.00</b>	<b>\$788,198.10</b>	<b>\$2,267,674.10</b>	<b>\$1,159,748.23</b>	<b>\$1,107,925.87</b>	<b>\$1,107,943.87</b>	<b>\$51,804.36</b>	<b>\$1,159,730.23</b>	<b>\$1,107,943.87</b>	<b>\$1,042,596.10</b>	<b>\$65,347.77</b>
3100	SERVICIOS BÁSICOS	\$321,398.00	-\$159,681.50	\$161,716.50	\$104,322.60	\$57,393.90	\$104,322.60	\$0.00	\$57,393.90	\$104,322.60	\$104,322.60	\$0.00
3110	Energía eléctrica	\$91,718.00	-\$44,276.84	\$47,441.16	\$41,924.08	\$5,517.08	\$41,924.08	\$0.00	\$5,517.08	\$41,924.08	\$41,924.08	\$0.00
3111	Servicio de energía eléctrica	\$91,718.00	-\$44,276.84	\$47,441.16	\$41,924.08	\$5,517.08	\$41,924.08	\$0.00	\$5,517.08	\$41,924.08	\$41,924.08	\$0.00
3170	Servicios de acceso de Internet, redes y procesamiento d	\$229,680.00	-\$115,404.66	\$114,275.34	\$62,398.52	\$51,876.82	\$62,398.52	\$0.00	\$51,876.82	\$62,398.52	\$62,398.52	\$0.00
3171	Servicios de acceso de internet	\$229,680.00	-\$115,404.66	\$114,275.34	\$62,398.52	\$51,876.82	\$62,398.52	\$0.00	\$51,876.82	\$62,398.52	\$62,398.52	\$0.00
<b>3200</b>	<b>SERVICIOS DE ARRENDAMIENTO</b>	<b>\$93,600.00</b>	<b>-\$13,280.00</b>	<b>\$80,320.00</b>	<b>\$39,385.16</b>	<b>\$40,934.84</b>	<b>\$39,385.16</b>	<b>\$0.00</b>	<b>\$40,934.84</b>	<b>\$39,385.16</b>	<b>\$39,385.16</b>	<b>\$0.00</b>
3230	Arrendamiento de mobiliario y equipo de administración, (	\$93,600.00	-\$15,600.00	\$78,000.00	\$39,385.16	\$38,614.84	\$39,385.16	\$0.00	\$38,614.84	\$39,385.16	\$39,385.16	\$0.00
3232	Arrendamiento de equipo y bienes informáticos	\$93,600.00	-\$15,600.00	\$78,000.00	\$39,385.16	\$38,614.84	\$39,385.16	\$0.00	\$38,614.84	\$39,385.16	\$39,385.16	\$0.00
3270	Arrendamiento de activos intangibles	\$0.00	\$2,320.00	\$2,320.00	\$0.00	\$2,320.00	\$0.00	\$0.00	\$2,320.00	\$0.00	\$0.00	\$0.00
3271	Derechos de autor, patentes, regalías y otros	\$0.00	\$2,320.00	\$2,320.00	\$0.00	\$2,320.00	\$0.00	\$0.00	\$2,320.00	\$0.00	\$0.00	\$0.00
<b>3300</b>	<b>SERVICIOS PROFESIONALES, CIENTÍFICOS, TÉCNICO</b>	<b>\$708,022.00</b>	<b>\$495,810.50</b>	<b>\$1,203,832.50</b>	<b>\$426,445.32</b>	<b>\$777,387.18</b>	<b>\$426,445.32</b>	<b>\$0.00</b>	<b>\$777,387.18</b>	<b>\$426,445.32</b>	<b>\$426,445.32</b>	<b>\$0.00</b>
3310	Servicios legales, de contabilidad, auditoría y relacionado	\$245,000.00	\$232,719.16	\$477,719.16	\$305,903.32	\$171,815.84	\$305,903.32	\$0.00	\$171,815.84	\$305,903.32	\$305,903.32	\$0.00
3311	Servicios relacionados con procedimientos jurisdiccionales	\$0.00	\$234,719.16	\$234,719.16	\$164,443.32	\$70,275.84	\$164,443.32	\$0.00	\$70,275.84	\$164,443.32	\$164,443.32	\$0.00
3312	Otros Servicios para la operación de programas	\$245,000.00	-\$2,000.00	\$243,000.00	\$141,460.00	\$101,540.00	\$141,460.00	\$0.00	\$101,540.00	\$141,460.00	\$141,460.00	\$0.00
3330	Servicios de consultoría administrativa, procesos, técnica	\$0.00	\$235,480.00	\$235,480.00	\$0.00	\$235,480.00	\$0.00	\$0.00	\$235,480.00	\$0.00	\$0.00	\$0.00
3333	Servicios relacionados con certificación de procesos	\$0.00	\$235,480.00	\$235,480.00	\$0.00	\$235,480.00	\$0.00	\$0.00	\$235,480.00	\$0.00	\$0.00	\$0.00
3340	Servicios de capacitación	\$0.00	\$45,240.00	\$45,240.00	\$45,240.00	\$0.00	\$45,240.00	\$0.00	\$0.00	\$45,240.00	\$45,240.00	\$0.00
3341	Capacitación institucional	\$0.00	\$45,240.00	\$45,240.00	\$45,240.00	\$0.00	\$45,240.00	\$0.00	\$0.00	\$45,240.00	\$45,240.00	\$0.00
3380	Servicios de vigilancia	\$463,022.00	-\$48,948.66	\$414,073.34	\$43,982.00	\$370,091.34	\$43,982.00	\$0.00	\$370,091.34	\$43,982.00	\$43,982.00	\$0.00
3381	Servicios de vigilancia	\$463,022.00	-\$48,948.66	\$414,073.34	\$43,982.00	\$370,091.34	\$43,982.00	\$0.00	\$370,091.34	\$43,982.00	\$43,982.00	\$0.00
3390	Servicios profesionales, científicos y técnicos integrales	\$0.00	\$31,320.00	\$31,320.00	\$31,320.00	\$0.00	\$31,320.00	\$0.00	\$0.00	\$31,320.00	\$31,320.00	\$0.00



**GOBIERNO DEL ESTADO  
DE PUEBLA  
INSTITUTO TECNOLÓGICO  
SUPERIOR DE TEPEACA  
DIRECCIÓN**



Usr: Contabilidad  
Rep: rptEstadoPresupuestoEgresos\_FF

## Instituto Tecnológico Superior de Tepeaca Estado de Puebla

Estado del Ejercicio del Presupuesto de Egresos por Fuente de Financiamiento Al 30/sep./2024

Fecha y hora de Impresión | 03/oct./2024  
05:41 p. m.

Unidad Administrativa Objeto del Gasto	Aprobado	Ampliaciones / (Reducciones)	Presupuesto Vigente	Comprometido	Presupuesto Disponible para Comprometer	Devengado	Comprometid o No Devengado	Presupuesto Sin Devengar	Ejercido	Pagado	Cuentas por Pagar Deuda
3391 Servicios profesionales, científicos y técnicos integrales	\$0.00	\$31,320.00	\$31,320.00	\$31,320.00	\$0.00	\$31,320.00	\$0.00	\$0.00	\$31,320.00	\$31,320.00	\$0.00
<b>3400 SERVICIOS FINANCIEROS, BANCARIOS Y COMERCIA</b>	<b>\$160,000.00</b>	<b>-\$110,722.26</b>	<b>\$49,277.74</b>	<b>\$30,697.95</b>	<b>\$18,579.79</b>	<b>\$30,697.95</b>	<b>\$0.00</b>	<b>\$18,579.79</b>	<b>\$30,697.95</b>	<b>\$30,697.95</b>	<b>\$0.00</b>
3450 Seguro de bienes patrimoniales	\$90,000.00	-\$90,000.00	\$0.00	\$0.00	\$0.00	\$0.00	\$0.00	\$0.00	\$0.00	\$0.00	\$0.00
3451 Seguros de bienes patrimoniales	\$90,000.00	-\$90,000.00	\$0.00	\$0.00	\$0.00	\$0.00	\$0.00	\$0.00	\$0.00	\$0.00	\$0.00
3490 Servicios financieros, bancarios y comerciales integrales	\$70,000.00	-\$20,722.26	\$49,277.74	\$30,697.95	\$18,579.79	\$30,697.95	\$0.00	\$18,579.79	\$30,697.95	\$30,697.95	\$0.00
3491 Servicios financieros, bancarios y comerciales integrales	\$70,000.00	-\$20,722.26	\$49,277.74	\$30,697.95	\$18,579.79	\$30,697.95	\$0.00	\$18,579.79	\$30,697.95	\$30,697.95	\$0.00
<b>3500 SERVICIOS DE INSTALACIÓN, REPARACIÓN, MANTEN</b>	<b>\$110,956.00</b>	<b>\$77,055.36</b>	<b>\$188,011.36</b>	<b>\$179,427.36</b>	<b>\$8,584.00</b>	<b>\$127,698.00</b>	<b>\$51,729.36</b>	<b>\$60,313.36</b>	<b>\$127,698.00</b>	<b>\$127,698.00</b>	<b>\$0.00</b>
3510 Conservación y mantenimiento menor de inmuebles	\$62,498.00	\$83,497.36	\$155,995.36	\$147,411.36	\$8,584.00	\$95,682.00	\$51,729.36	\$60,313.36	\$95,682.00	\$95,682.00	\$0.00
3512 Mantenimiento y conservación menor de inmuebles para	\$62,498.00	\$83,497.36	\$155,995.36	\$147,411.36	\$8,584.00	\$95,682.00	\$51,729.36	\$60,313.36	\$95,682.00	\$95,682.00	\$0.00
3530 Instalación, reparación y mantenimiento de equipo de cór	\$18,000.00	-\$18,000.00	\$0.00	\$0.00	\$0.00	\$0.00	\$0.00	\$0.00	\$0.00	\$0.00	\$0.00
3531 Instalación, reparación y mantenimiento de equipo de cór	\$18,000.00	-\$18,000.00	\$0.00	\$0.00	\$0.00	\$0.00	\$0.00	\$0.00	\$0.00	\$0.00	\$0.00
3570 Instalación, reparación y mantenimiento de maquinaria, o	\$30,458.00	\$1,558.00	\$32,016.00	\$32,016.00	\$0.00	\$32,016.00	\$0.00	\$0.00	\$32,016.00	\$32,016.00	\$0.00
3571 Instalación, reparación y mantenimiento de maquinaria y	\$30,458.00	\$1,558.00	\$32,016.00	\$32,016.00	\$0.00	\$32,016.00	\$0.00	\$0.00	\$32,016.00	\$32,016.00	\$0.00
<b>3700 SERVICIOS DE TRASLADOS Y VIÁTICOS</b>	<b>\$0.00</b>	<b>\$1,759.00</b>	<b>\$1,759.00</b>	<b>\$0.00</b>	<b>\$1,759.00</b>	<b>\$0.00</b>	<b>\$0.00</b>	<b>\$1,759.00</b>	<b>\$0.00</b>	<b>\$0.00</b>	<b>\$0.00</b>
3750 Viáticos en el país	\$0.00	\$1,759.00	\$1,759.00	\$0.00	\$1,759.00	\$0.00	\$0.00	\$1,759.00	\$0.00	\$0.00	\$0.00
3751 Viáticos en el país	\$0.00	\$1,759.00	\$1,759.00	\$0.00	\$1,759.00	\$0.00	\$0.00	\$1,759.00	\$0.00	\$0.00	\$0.00
<b>3800 SERVICIOS OFICIALES</b>	<b>\$37,000.00</b>	<b>-\$37,000.00</b>	<b>\$0.00</b>	<b>\$0.00</b>	<b>\$0.00</b>	<b>\$0.00</b>	<b>\$0.00</b>	<b>\$0.00</b>	<b>\$0.00</b>	<b>\$0.00</b>	<b>\$0.00</b>
3830 Congresos y convenciones	\$37,000.00	-\$37,000.00	\$0.00	\$0.00	\$0.00	\$0.00	\$0.00	\$0.00	\$0.00	\$0.00	\$0.00
3831 Congresos y convenciones	\$37,000.00	-\$37,000.00	\$0.00	\$0.00	\$0.00	\$0.00	\$0.00	\$0.00	\$0.00	\$0.00	\$0.00
<b>3900 OTROS SERVICIOS GENERALES</b>	<b>\$48,500.00</b>	<b>\$534,257.00</b>	<b>\$582,757.00</b>	<b>\$379,469.84</b>	<b>\$203,287.16</b>	<b>\$379,394.84</b>	<b>\$75.00</b>	<b>\$203,362.16</b>	<b>\$379,394.84</b>	<b>\$314,047.07</b>	<b>\$65,347.77</b>
3920 Impuestos y derechos	\$48,500.00	-\$48,500.00	\$0.00	\$0.00	\$0.00	\$0.00	\$0.00	\$0.00	\$0.00	\$0.00	\$0.00
3921 Otros impuestos y derechos	\$48,500.00	-\$48,500.00	\$0.00	\$0.00	\$0.00	\$0.00	\$0.00	\$0.00	\$0.00	\$0.00	\$0.00
3980 Impuesto sobre nóminas y otros que se deriven de una re	\$0.00	\$582,757.00	\$582,757.00	\$379,469.84	\$203,287.16	\$379,394.84	\$75.00	\$203,362.16	\$379,394.84	\$314,047.07	\$65,347.77
3981 Impuesto sobre nóminas y otros que se deriven de una re	\$0.00	\$582,757.00	\$582,757.00	\$379,469.84	\$203,287.16	\$379,394.84	\$75.00	\$203,362.16	\$379,394.84	\$314,047.07	\$65,347.77
<b>5000 BIENES MUEBLES, INMUEBLES E INTANGIBLE:</b>	<b>\$0.00</b>	<b>\$31,637.84</b>	<b>\$31,637.84</b>	<b>\$31,637.84</b>	<b>\$0.00</b>	<b>\$31,637.84</b>	<b>\$0.00</b>	<b>\$0.00</b>	<b>\$31,637.84</b>	<b>\$31,637.84</b>	<b>\$0.00</b>
<b>5100 MOBILIARIO Y EQUIPO DE ADMINISTRACIÓN</b>	<b>\$0.00</b>	<b>\$31,637.84</b>	<b>\$31,637.84</b>	<b>\$31,637.84</b>	<b>\$0.00</b>	<b>\$31,637.84</b>	<b>\$0.00</b>	<b>\$0.00</b>	<b>\$31,637.84</b>	<b>\$31,637.84</b>	<b>\$0.00</b>
5190 Otros mobiliarios y equipos de administración	\$0.00	\$31,637.84	\$31,637.84	\$31,637.84	\$0.00	\$31,637.84	\$0.00	\$0.00	\$31,637.84	\$31,637.84	\$0.00
5191 Otros mobiliarios y equipos de administración	\$0.00	\$31,637.84	\$31,637.84	\$31,637.84	\$0.00	\$31,637.84	\$0.00	\$0.00	\$31,637.84	\$31,637.84	\$0.00
<b>Estatal 2024</b>	<b>\$23,786,976.00</b>	<b>-\$3,670,569.00</b>	<b>\$20,116,407.00</b>	<b>\$9,825,538.56</b>	<b>\$10,290,868.44</b>	<b>\$9,473,847.00</b>	<b>\$351,691.56</b>	<b>\$10,642,560.00</b>	<b>\$9,473,847.00</b>	<b>\$9,333,240.03</b>	<b>\$140,606.97</b>

**902 Remanente Captacion de Derechos 2023**





Usr: Contabilidad  
Rep: rptEstadoPresupuestoEgresos\_FF

Instituto Tecnológico Superior de Tepeaca  
Estado de Puebla

Estado del Ejercicio del Presupuesto de Egresos por Fuente de Financiamiento Al 30/sep./2024

Fecha y hora de Impresión | 03/oct./2024  
05:41 p. m.

Objeto del Gasto	Unidad Administrativa	Aprobado	Ampliaciones / (Reducciones)	Presupuesto Vigente	Comprometido	Presupuesto Disponible para Comprometer	Devengado	Comprometido o No Devengado	Presupuesto Sin Devengar	Ejercido	Pagado	Cuentas por Pagar Deuda
2000	MATERIALES Y SUMINISTROS	\$0.00	\$6,753.00	\$6,753.00	\$6,753.00	\$0.00	\$6,753.00	\$0.00	\$0.00	\$6,753.00	\$6,753.00	\$0.00
2400	MATERIALES Y ARTÍCULOS DE CONSTRUCCIÓN Y DE	\$0.00	\$3,969.30	\$3,969.30	\$3,969.30	\$0.00	\$3,969.30	\$0.00	\$0.00	\$3,969.30	\$3,969.30	\$0.00
2470	Artículos metálicos para la construcción	\$0.00	\$3,969.30	\$3,969.30	\$3,969.30	\$0.00	\$3,969.30	\$0.00	\$0.00	\$3,969.30	\$3,969.30	\$0.00
2471	Artículos metálicos para la construcción	\$0.00	\$3,969.30	\$3,969.30	\$3,969.30	\$0.00	\$3,969.30	\$0.00	\$0.00	\$3,969.30	\$3,969.30	\$0.00
2600	COMBUSTIBLES, LUBRICANTES Y ADITIVOS	\$0.00	\$382.80	\$382.80	\$382.80	\$0.00	\$382.80	\$0.00	\$0.00	\$382.80	\$382.80	\$0.00
2610	Combustibles, lubricantes y aditivos	\$0.00	\$382.80	\$382.80	\$382.80	\$0.00	\$382.80	\$0.00	\$0.00	\$382.80	\$382.80	\$0.00
2612	Combustibles, lubricantes y aditivos para vehículos destir	\$0.00	\$382.80	\$382.80	\$382.80	\$0.00	\$382.80	\$0.00	\$0.00	\$382.80	\$382.80	\$0.00
2900	HERRAMIENTAS, REFACCIONES Y ACCESORIOS MEN	\$0.00	\$2,400.90	\$2,400.90	\$2,400.90	\$0.00	\$2,400.90	\$0.00	\$0.00	\$2,400.90	\$2,400.90	\$0.00
2960	Refacciones y accesorios menores de equipo de transpor	\$0.00	\$2,400.90	\$2,400.90	\$2,400.90	\$0.00	\$2,400.90	\$0.00	\$0.00	\$2,400.90	\$2,400.90	\$0.00
2961	Refacciones y accesorios menores de equipo de transpor	\$0.00	\$2,400.90	\$2,400.90	\$2,400.90	\$0.00	\$2,400.90	\$0.00	\$0.00	\$2,400.90	\$2,400.90	\$0.00
3000	SERVICIOS GENERALES	\$0.00	\$26,392.00	\$26,392.00	\$26,392.00	\$0.00	\$26,392.00	\$0.00	\$0.00	\$26,392.00	\$26,392.00	\$0.00
3500	SERVICIOS DE INSTALACIÓN, REPARACIÓN, MANTEN	\$0.00	\$26,392.00	\$26,392.00	\$26,392.00	\$0.00	\$26,392.00	\$0.00	\$0.00	\$26,392.00	\$26,392.00	\$0.00
3510	Conservación y mantenimiento menor de inmuebles	\$0.00	\$23,200.00	\$23,200.00	\$23,200.00	\$0.00	\$23,200.00	\$0.00	\$0.00	\$23,200.00	\$23,200.00	\$0.00
3512	Mantenimiento y conservación menor de inmuebles para	\$0.00	\$23,200.00	\$23,200.00	\$23,200.00	\$0.00	\$23,200.00	\$0.00	\$0.00	\$23,200.00	\$23,200.00	\$0.00
3550	Reparación y mantenimiento de equipo de transporte	\$0.00	\$3,192.00	\$3,192.00	\$3,192.00	\$0.00	\$3,192.00	\$0.00	\$0.00	\$3,192.00	\$3,192.00	\$0.00
3551	Mantenimiento y conservación de vehículos terrestres, aé	\$0.00	\$3,192.00	\$3,192.00	\$3,192.00	\$0.00	\$3,192.00	\$0.00	\$0.00	\$3,192.00	\$3,192.00	\$0.00
<b>Remanente Captacion de Derechos 20</b>		\$0.00	\$33,145.00	\$33,145.00	\$33,145.00	\$0.00	\$33,145.00	\$0.00	\$0.00	\$33,145.00	\$33,145.00	\$0.00

903 Captacion de Derechos 2024

2000	MATERIALES Y SUMINISTROS	\$526,447.00	-\$93,002.00	\$433,445.00	\$98,890.00	\$334,555.00	\$45,240.00	\$53,650.00	\$388,205.00	\$45,240.00	\$45,240.00	\$0.00
2100	MATERIALES DE ADMINISTRACIÓN, EMISIÓN DE DOC	\$187,192.00	-\$82,122.00	\$105,070.00	\$0.00	\$105,070.00	\$0.00	\$0.00	\$105,070.00	\$0.00	\$0.00	\$0.00
2110	Materiales, útiles y equipos menores de oficina	\$120,000.00	-\$35,861.00	\$84,139.00	\$0.00	\$84,139.00	\$0.00	\$0.00	\$84,139.00	\$0.00	\$0.00	\$0.00
2111	Materiales, útiles y equipos menores de oficina	\$120,000.00	-\$35,861.00	\$84,139.00	\$0.00	\$84,139.00	\$0.00	\$0.00	\$84,139.00	\$0.00	\$0.00	\$0.00
2140	Materiales, útiles y equipos menores de tecnologías de la	\$67,192.00	-\$46,261.00	\$20,931.00	\$0.00	\$20,931.00	\$0.00	\$0.00	\$20,931.00	\$0.00	\$0.00	\$0.00
2141	Materiales, útiles y equipos menores de tecnologías de la	\$67,192.00	-\$46,261.00	\$20,931.00	\$0.00	\$20,931.00	\$0.00	\$0.00	\$20,931.00	\$0.00	\$0.00	\$0.00
2300	MATERIAS PRIMAS Y MATERIALES DE PRODUCCIÓN	\$0.00	\$16,000.00	\$16,000.00	\$0.00	\$16,000.00	\$0.00	\$0.00	\$16,000.00	\$0.00	\$0.00	\$0.00
2310	Productos alimenticios, agropecuarios y forestales acuí	\$0.00	\$16,000.00	\$16,000.00	\$0.00	\$16,000.00	\$0.00	\$0.00	\$16,000.00	\$0.00	\$0.00	\$0.00
2311	Productos alimenticios, agropecuarios y forestales acuí	\$0.00	\$16,000.00	\$16,000.00	\$0.00	\$16,000.00	\$0.00	\$0.00	\$16,000.00	\$0.00	\$0.00	\$0.00
2400	MATERIALES Y ARTÍCULOS DE CONSTRUCCIÓN Y DE	\$38,940.00	\$39,641.00	\$78,581.00	\$53,650.00	\$24,931.00	\$0.00	\$53,650.00	\$78,581.00	\$0.00	\$0.00	\$0.00
2440	Madera y productos de madera	\$0.00	\$19,140.00	\$19,140.00	\$19,140.00	\$0.00	\$0.00	\$19,140.00	\$19,140.00	\$0.00	\$0.00	\$0.00
2441	Madera y productos de madera	\$0.00	\$19,140.00	\$19,140.00	\$19,140.00	\$0.00	\$0.00	\$19,140.00	\$19,140.00	\$0.00	\$0.00	\$0.00

GOBIERNO DEL ESTADO  
DE PUEBLA  
INSTITUTO TECNOLÓGICO  
SUPERIOR DE TEPEACA  
DIRECCIÓN





Usr: Contabilidad  
Rep: rptEstadoPresupuestoEgresos\_FF

## Instituto Tecnológico Superior de Tepeaca Estado de Puebla

Estado del Ejercicio del Presupuesto de Egresos por Fuente de Financiamiento Al 30/sep./2024

Fecha y | 03/oct./2024

hora de Impresión | 05:41 p. m.

Objeto del Gasto	Unidad Administrativa	Aprobado	Ampliaciones / (Reducciones)	Presupuesto Vigente	Comprometido	Presupuesto Disponible para Comprometer	Devengado	Comprometido o No Devengado	Presupuesto Sin Devengar	Ejercido	Pagado	Cuentas por Pagar Deuda
2460	Material eléctrico y electrónico	\$23,407.00	-\$7,221.00	\$16,186.00	\$0.00	\$16,186.00	\$0.00	\$0.00	\$16,186.00	\$0.00	\$0.00	\$0.00
2461	Material eléctrico y electrónico	\$23,407.00	-\$7,221.00	\$16,186.00	\$0.00	\$16,186.00	\$0.00	\$0.00	\$16,186.00	\$0.00	\$0.00	\$0.00
2470	Artículos metálicos para la construcción	\$0.00	\$34,510.00	\$34,510.00	\$34,510.00	\$0.00	\$0.00	\$34,510.00	\$34,510.00	\$0.00	\$0.00	\$0.00
2471	Artículos metálicos para la construcción	\$0.00	\$34,510.00	\$34,510.00	\$34,510.00	\$0.00	\$0.00	\$34,510.00	\$34,510.00	\$0.00	\$0.00	\$0.00
2490	Otros materiales y artículos de construcción y reparación	\$15,533.00	-\$6,788.00	\$8,745.00	\$0.00	\$8,745.00	\$0.00	\$0.00	\$8,745.00	\$0.00	\$0.00	\$0.00
2491	Otros materiales y artículos de construcción y reparación	\$15,533.00	-\$6,788.00	\$8,745.00	\$0.00	\$8,745.00	\$0.00	\$0.00	\$8,745.00	\$0.00	\$0.00	\$0.00
<b>2700</b>	<b>VESTUARIO, BLANCOS, PRENDAS DE PROTECCIÓN Y</b>	<b>\$210,940.00</b>	<b>-\$44,198.00</b>	<b>\$166,742.00</b>	<b>\$45,240.00</b>	<b>\$121,502.00</b>	<b>\$45,240.00</b>	<b>\$0.00</b>	<b>\$121,502.00</b>	<b>\$45,240.00</b>	<b>\$45,240.00</b>	<b>\$0.00</b>
2710	Vestuario y uniformes	\$185,940.00	-\$36,619.00	\$149,321.00	\$45,240.00	\$104,081.00	\$45,240.00	\$0.00	\$104,081.00	\$45,240.00	\$45,240.00	\$0.00
2711	Vestuario y uniformes	\$185,940.00	-\$36,619.00	\$149,321.00	\$45,240.00	\$104,081.00	\$45,240.00	\$0.00	\$104,081.00	\$45,240.00	\$45,240.00	\$0.00
2720	Prendas de seguridad y protección personal	\$25,000.00	-\$7,579.00	\$17,421.00	\$0.00	\$17,421.00	\$0.00	\$0.00	\$17,421.00	\$0.00	\$0.00	\$0.00
2721	Prendas de seguridad y protección personal	\$25,000.00	-\$7,579.00	\$17,421.00	\$0.00	\$17,421.00	\$0.00	\$0.00	\$17,421.00	\$0.00	\$0.00	\$0.00
<b>2900</b>	<b>HERRAMIENTAS, REFACCIONES Y ACCESORIOS MEN</b>	<b>\$89,375.00</b>	<b>-\$22,323.00</b>	<b>\$67,052.00</b>	<b>\$0.00</b>	<b>\$67,052.00</b>	<b>\$0.00</b>	<b>\$0.00</b>	<b>\$67,052.00</b>	<b>\$0.00</b>	<b>\$0.00</b>	<b>\$0.00</b>
2910	Herramientas menores	\$12.00	\$0.00	\$12.00	\$0.00	\$12.00	\$0.00	\$0.00	\$12.00	\$0.00	\$0.00	\$0.00
2911	Herramientas menores	\$12.00	\$0.00	\$12.00	\$0.00	\$12.00	\$0.00	\$0.00	\$12.00	\$0.00	\$0.00	\$0.00
2960	Refacciones y accesorios menores de equipo de transpor	\$89,363.00	-\$22,323.00	\$67,040.00	\$0.00	\$67,040.00	\$0.00	\$0.00	\$67,040.00	\$0.00	\$0.00	\$0.00
2961	Refacciones y accesorios menores de equipo de transpor	\$89,363.00	-\$22,323.00	\$67,040.00	\$0.00	\$67,040.00	\$0.00	\$0.00	\$67,040.00	\$0.00	\$0.00	\$0.00
<b>3000</b>	<b>SERVICIOS GENERALES</b>	<b>\$1,753,074.00</b>	<b>-\$127,394.61</b>	<b>\$1,625,679.39</b>	<b>\$401,745.64</b>	<b>\$1,223,933.75</b>	<b>\$399,870.64</b>	<b>\$1,875.00</b>	<b>\$1,225,808.75</b>	<b>\$399,870.64</b>	<b>\$394,824.57</b>	<b>\$5,046.07</b>
<b>3100</b>	<b>SERVICIOS BÁSICOS</b>	<b>\$0.00</b>	<b>\$71,572.00</b>	<b>\$71,572.00</b>	<b>\$0.00</b>	<b>\$71,572.00</b>	<b>\$0.00</b>	<b>\$0.00</b>	<b>\$71,572.00</b>	<b>\$0.00</b>	<b>\$0.00</b>	<b>\$0.00</b>
3130	Agua	\$0.00	\$52,432.00	\$52,432.00	\$0.00	\$52,432.00	\$0.00	\$0.00	\$52,432.00	\$0.00	\$0.00	\$0.00
3133	Servicio de agua en situaciones de emergencia	\$0.00	\$52,432.00	\$52,432.00	\$0.00	\$52,432.00	\$0.00	\$0.00	\$52,432.00	\$0.00	\$0.00	\$0.00
3170	Servicios de acceso de Internet, redes y procesamiento d	\$0.00	\$19,140.00	\$19,140.00	\$0.00	\$19,140.00	\$0.00	\$0.00	\$19,140.00	\$0.00	\$0.00	\$0.00
3171	Servicios de acceso de internet	\$0.00	\$19,140.00	\$19,140.00	\$0.00	\$19,140.00	\$0.00	\$0.00	\$19,140.00	\$0.00	\$0.00	\$0.00
<b>3200</b>	<b>SERVICIOS DE ARRENDAMIENTO</b>	<b>\$100,000.00</b>	<b>\$44,809.87</b>	<b>\$144,809.87</b>	<b>\$44,809.87</b>	<b>\$100,000.00</b>	<b>\$44,809.87</b>	<b>\$0.00</b>	<b>\$100,000.00</b>	<b>\$44,809.87</b>	<b>\$44,809.87</b>	<b>\$0.00</b>
3270	Arrendamiento de activos intangibles	\$100,000.00	\$44,809.87	\$144,809.87	\$44,809.87	\$100,000.00	\$44,809.87	\$0.00	\$100,000.00	\$44,809.87	\$44,809.87	\$0.00
3271	Derechos de autor, patentes, regalías y otros	\$100,000.00	\$44,809.87	\$144,809.87	\$44,809.87	\$100,000.00	\$44,809.87	\$0.00	\$100,000.00	\$44,809.87	\$44,809.87	\$0.00
<b>3300</b>	<b>SERVICIOS PROFESIONALES, CIENTÍFICOS, TÉCNICO</b>	<b>\$309,304.00</b>	<b>\$19,510.00</b>	<b>\$328,814.00</b>	<b>\$55,680.00</b>	<b>\$273,134.00</b>	<b>\$55,680.00</b>	<b>\$0.00</b>	<b>\$273,134.00</b>	<b>\$55,680.00</b>	<b>\$55,680.00</b>	<b>\$0.00</b>
3320	Servicios de diseño, arquitectura, ingeniería y actividades	\$0.00	\$55,680.00	\$55,680.00	\$55,680.00	\$0.00	\$55,680.00	\$0.00	\$0.00	\$55,680.00	\$55,680.00	\$0.00
3321	Servicios de diseño, arquitectura, ingeniería y actividades	\$0.00	\$55,680.00	\$55,680.00	\$55,680.00	\$0.00	\$55,680.00	\$0.00	\$0.00	\$55,680.00	\$55,680.00	\$0.00
3330	Servicios de consultoría administrativa, procesos, técnica	\$309,304.00	-\$69,650.00	\$239,654.00	\$0.00	\$239,654.00	\$0.00	\$0.00	\$239,654.00	\$0.00	\$0.00	\$0.00
3333	Servicios relacionados con certificación de procesos	\$309,304.00	-\$69,650.00	\$239,654.00	\$0.00	\$239,654.00	\$0.00	\$0.00	\$239,654.00	\$0.00	\$0.00	\$0.00
3380	Servicios de vigilancia	\$0.00	\$33,480.00	\$33,480.00	\$0.00	\$33,480.00	\$0.00	\$0.00	\$33,480.00	\$0.00	\$0.00	\$0.00





Usr: Contabilidad  
Rep: rptEstadoPresupuestoEgresos\_FF

**Instituto Tecnológico Superior de Tepeaca**  
**Estado de Puebla**  
**Estado del Ejercicio del Presupuesto de Egresos por Fuente de Financiamiento Al 30/sep./2024**

Fecha y hora de Impresión | 03/oct./2024  
05:41 p. m.

Objeto del Gasto	Unidad Administrativa	Aprobado	Ampliaciones / (Reducciones)	Presupuesto Vigente	Comprometido	Presupuesto Disponible para Comprometer	Devengado	Comprometido o No Devengado	Presupuesto Sin Devengar	Ejercido	Pagado	Cuentas por Pagar Deuda
3381	Servicios de vigilancia	\$0.00	\$33,480.00	\$33,480.00	\$0.00	\$33,480.00	\$0.00	\$0.00	\$33,480.00	\$0.00	\$0.00	\$0.00
3500	<b>SERVICIOS DE INSTALACIÓN, REPARACIÓN, MANTEN</b>	<b>\$85,000.00</b>	<b>-\$28,336.00</b>	<b>\$56,664.00</b>	<b>\$0.00</b>	<b>\$56,664.00</b>	<b>\$0.00</b>	<b>\$0.00</b>	<b>\$56,664.00</b>	<b>\$0.00</b>	<b>\$0.00</b>	<b>\$0.00</b>
3510	Conservación y mantenimiento menor de inmuebles	\$85,000.00	-\$28,336.00	\$56,664.00	\$0.00	\$56,664.00	\$0.00	\$0.00	\$56,664.00	\$0.00	\$0.00	\$0.00
3512	Mantenimiento y conservación menor de inmuebles para	\$85,000.00	-\$28,336.00	\$56,664.00	\$0.00	\$56,664.00	\$0.00	\$0.00	\$56,664.00	\$0.00	\$0.00	\$0.00
3700	<b>SERVICIOS DE TRASLADOS Y VIÁTICOS</b>	<b>\$0.00</b>	<b>\$22,704.00</b>	<b>\$22,704.00</b>	<b>\$19,053.66</b>	<b>\$3,650.34</b>	<b>\$19,053.66</b>	<b>\$0.00</b>	<b>\$3,650.34</b>	<b>\$19,053.66</b>	<b>\$19,053.66</b>	<b>\$0.00</b>
3750	Viáticos en el país	\$0.00	\$22,704.00	\$22,704.00	\$19,053.66	\$3,650.34	\$19,053.66	\$0.00	\$3,650.34	\$19,053.66	\$19,053.66	\$0.00
3751	Viáticos en el país	\$0.00	\$22,704.00	\$22,704.00	\$19,053.66	\$3,650.34	\$19,053.66	\$0.00	\$3,650.34	\$19,053.66	\$19,053.66	\$0.00
3800	<b>SERVICIOS OFICIALES</b>	<b>\$0.00</b>	<b>\$22,040.00</b>	<b>\$22,040.00</b>	<b>\$22,040.00</b>	<b>\$0.00</b>	<b>\$22,040.00</b>	<b>\$0.00</b>	<b>\$0.00</b>	<b>\$22,040.00</b>	<b>\$22,040.00</b>	<b>\$0.00</b>
3830	Congresos y convenciones	\$0.00	\$22,040.00	\$22,040.00	\$22,040.00	\$0.00	\$22,040.00	\$0.00	\$0.00	\$22,040.00	\$22,040.00	\$0.00
3831	Congresos y convenciones	\$0.00	\$22,040.00	\$22,040.00	\$22,040.00	\$0.00	\$22,040.00	\$0.00	\$0.00	\$22,040.00	\$22,040.00	\$0.00
3900	<b>OTROS SERVICIOS GENERALES</b>	<b>\$1,258,770.00</b>	<b>-\$279,694.48</b>	<b>\$979,075.52</b>	<b>\$260,162.11</b>	<b>\$718,913.41</b>	<b>\$258,287.11</b>	<b>\$1,875.00</b>	<b>\$720,788.41</b>	<b>\$258,287.11</b>	<b>\$253,241.04</b>	<b>\$5,046.07</b>
3920	Impuestos y derechos	\$115,000.00	\$70,438.00	\$185,438.00	\$94,729.00	\$90,709.00	\$92,854.00	\$1,875.00	\$92,584.00	\$92,854.00	\$92,854.00	\$0.00
3921	Otros impuestos y derechos	\$115,000.00	\$70,438.00	\$185,438.00	\$94,729.00	\$90,709.00	\$92,854.00	\$1,875.00	\$92,584.00	\$92,854.00	\$92,854.00	\$0.00
3980	Impuesto sobre nóminas y otros que se deriven de una re	\$1,043,770.00	-\$316,796.48	\$726,973.52	\$165,433.11	\$561,540.41	\$165,433.11	\$0.00	\$561,540.41	\$165,433.11	\$160,387.04	\$5,046.07
3981	Impuesto sobre nóminas y otros que se deriven de una re	\$1,043,770.00	-\$316,796.48	\$726,973.52	\$165,433.11	\$561,540.41	\$165,433.11	\$0.00	\$561,540.41	\$165,433.11	\$160,387.04	\$5,046.07
3990	Otros servicios generales	\$100,000.00	-\$33,336.00	\$66,664.00	\$0.00	\$66,664.00	\$0.00	\$0.00	\$66,664.00	\$0.00	\$0.00	\$0.00
3993	Otros servicios generales	\$100,000.00	-\$33,336.00	\$66,664.00	\$0.00	\$66,664.00	\$0.00	\$0.00	\$66,664.00	\$0.00	\$0.00	\$0.00
4000	<b>TRANSFERENCIAS, ASIGNACIONES, SUBSIDIO</b>	<b>\$0.00</b>	<b>\$61,433.64</b>	<b>\$61,433.64</b>	<b>\$61,433.64</b>	<b>\$0.00</b>	<b>\$61,433.64</b>	<b>\$0.00</b>	<b>\$0.00</b>	<b>\$61,433.64</b>	<b>\$61,433.64</b>	<b>\$0.00</b>
4400	<b>AYUDAS SOCIALES</b>	<b>\$0.00</b>	<b>\$61,433.64</b>	<b>\$61,433.64</b>	<b>\$61,433.64</b>	<b>\$0.00</b>	<b>\$61,433.64</b>	<b>\$0.00</b>	<b>\$0.00</b>	<b>\$61,433.64</b>	<b>\$61,433.64</b>	<b>\$0.00</b>
4410	Ayudas sociales a personas	\$0.00	\$61,433.64	\$61,433.64	\$61,433.64	\$0.00	\$61,433.64	\$0.00	\$0.00	\$61,433.64	\$61,433.64	\$0.00
4417	Ayudas en materia de formación educativa y cultural	\$0.00	\$61,433.64	\$61,433.64	\$61,433.64	\$0.00	\$61,433.64	\$0.00	\$0.00	\$61,433.64	\$61,433.64	\$0.00
5000	<b>BIENES MUEBLES, INMUEBLES E INTANGIBLE:</b>	<b>\$1,087,013.00</b>	<b>\$475,687.97</b>	<b>\$1,562,700.97</b>	<b>\$849,807.88</b>	<b>\$712,893.09</b>	<b>\$849,807.88</b>	<b>\$0.00</b>	<b>\$712,893.09</b>	<b>\$849,807.88</b>	<b>\$849,807.88</b>	<b>\$0.00</b>
5100	<b>MOBILIARIO Y EQUIPO DE ADMINISTRACIÓN</b>	<b>\$762,013.00</b>	<b>\$451,956.69</b>	<b>\$1,213,969.69</b>	<b>\$826,076.60</b>	<b>\$387,893.09</b>	<b>\$826,076.60</b>	<b>\$0.00</b>	<b>\$387,893.09</b>	<b>\$826,076.60</b>	<b>\$826,076.60</b>	<b>\$0.00</b>
5110	Muebles de oficina y estantería	\$273,000.00	-\$27,160.00	\$245,840.00	\$49,300.00	\$196,540.00	\$49,300.00	\$0.00	\$196,540.00	\$49,300.00	\$49,300.00	\$0.00
5111	Muebles de oficina y estantería	\$273,000.00	-\$27,160.00	\$245,840.00	\$49,300.00	\$196,540.00	\$49,300.00	\$0.00	\$196,540.00	\$49,300.00	\$49,300.00	\$0.00
5150	Equipo de cómputo y de tecnologías de la información	\$423,794.00	\$323,972.49	\$747,766.49	\$621,632.40	\$126,134.09	\$621,632.40	\$0.00	\$126,134.09	\$621,632.40	\$621,632.40	\$0.00
5151	Equipo de cómputo y de tecnologías de la información	\$423,794.00	\$323,972.49	\$747,766.49	\$621,632.40	\$126,134.09	\$621,632.40	\$0.00	\$126,134.09	\$621,632.40	\$621,632.40	\$0.00
5190	Otros mobiliarios y equipos de administración	\$65,219.00	\$155,144.20	\$220,363.20	\$155,144.20	\$65,219.00	\$155,144.20	\$0.00	\$65,219.00	\$155,144.20	\$155,144.20	\$0.00
5191	Otros mobiliarios y equipos de administración	\$65,219.00	\$155,144.20	\$220,363.20	\$155,144.20	\$65,219.00	\$155,144.20	\$0.00	\$65,219.00	\$155,144.20	\$155,144.20	\$0.00
5200	<b>MOBILIARIO Y EQUIPO EDUCACIONAL Y RECREATIVO</b>	<b>\$225,000.00</b>	<b>\$4,637.68</b>	<b>\$229,637.68</b>	<b>\$4,637.68</b>	<b>\$225,000.00</b>	<b>\$4,637.68</b>	<b>\$0.00</b>	<b>\$225,000.00</b>	<b>\$4,637.68</b>	<b>\$4,637.68</b>	<b>\$0.00</b>
5210	Equipos y aparatos audiovisuales	\$180,000.00	\$0.00	\$180,000.00	\$0.00	\$180,000.00	\$0.00	\$0.00	\$180,000.00	\$0.00	\$0.00	\$0.00

**GOBIERNO DEL ESTADO  
DE PUEBLA  
INSTITUTO TECNOLÓGICO  
SUPERIOR DE TEPEACA  
DIRECCIÓN**



Usr: Contabilidad  
Rep: rptEstadoPresupuestoEgresos\_FF

**Instituto Tecnológico Superior de Tepeaca**  
**Estado de Puebla**  
**Estado del Ejercicio del Presupuesto de Egresos por Fuente de Financiamiento Al 30/sep./2024**

Fecha y 03/oct./2024  
hora de Impresión 05:41 p. m.

Unidad Administrativa		Aprobado	Ampliaciones / (Reducciones)	Presupuesto Vigente	Comprometido	Presupuesto Disponible para Comprometer	Devengado	Comprometido o No Devengado	Presupuesto Sin Devengar	Ejercido	Pagado	Cuentas por Pagar Deuda
Objeto	del Gasto											
5211	Equipos y aparatos audiovisuales	\$180,000.00	\$0.00	\$180,000.00	\$0.00	\$180,000.00	\$0.00	\$0.00	\$180,000.00	\$0.00	\$0.00	\$0.00
5230	Cámaras fotográficas y de video	\$45,000.00	\$4,637.68	\$49,637.68	\$4,637.68	\$45,000.00	\$4,637.68	\$0.00	\$45,000.00	\$4,637.68	\$4,637.68	\$0.00
5231	Cámaras fotográficas y de video	\$45,000.00	\$4,637.68	\$49,637.68	\$4,637.68	\$45,000.00	\$4,637.68	\$0.00	\$45,000.00	\$4,637.68	\$4,637.68	\$0.00
5600	<b>MAQUINARIA, OTROS EQUIPOS Y HERRAMIENTAS</b>	<b>\$100,000.00</b>	<b>\$19,093.60</b>	<b>\$119,093.60</b>	<b>\$19,093.60</b>	<b>\$100,000.00</b>	<b>\$19,093.60</b>	<b>\$0.00</b>	<b>\$100,000.00</b>	<b>\$19,093.60</b>	<b>\$19,093.60</b>	<b>\$0.00</b>
5620	Maquinaria y equipo industrial	\$45,000.00	\$0.00	\$45,000.00	\$0.00	\$45,000.00	\$0.00	\$0.00	\$45,000.00	\$0.00	\$0.00	\$0.00
5621	Maquinaria y equipo industrial	\$45,000.00	\$0.00	\$45,000.00	\$0.00	\$45,000.00	\$0.00	\$0.00	\$45,000.00	\$0.00	\$0.00	\$0.00
5670	Herramientas y máquinas-herramienta	\$55,000.00	\$19,093.60	\$74,093.60	\$19,093.60	\$55,000.00	\$19,093.60	\$0.00	\$55,000.00	\$19,093.60	\$19,093.60	\$0.00
5671	Herramientas y máquinas- herramienta	\$55,000.00	\$19,093.60	\$74,093.60	\$19,093.60	\$55,000.00	\$19,093.60	\$0.00	\$55,000.00	\$19,093.60	\$19,093.60	\$0.00
7000	<b>INVERSIONES FINANCIERAS Y OTRAS PROVISI</b>	<b>\$316,725.00</b>	<b>-\$316,725.00</b>	<b>\$0.00</b>	<b>\$0.00</b>	<b>\$0.00</b>	<b>\$0.00</b>	<b>\$0.00</b>	<b>\$0.00</b>	<b>\$0.00</b>	<b>\$0.00</b>	<b>\$0.00</b>
7900	<b>PROVISIONES PARA CONTINGENCIAS Y OTRAS EROK</b>	<b>\$316,725.00</b>	<b>-\$316,725.00</b>	<b>\$0.00</b>	<b>\$0.00</b>	<b>\$0.00</b>	<b>\$0.00</b>	<b>\$0.00</b>	<b>\$0.00</b>	<b>\$0.00</b>	<b>\$0.00</b>	<b>\$0.00</b>
7990	Otras erogaciones especiales	\$316,725.00	-\$316,725.00	\$0.00	\$0.00	\$0.00	\$0.00	\$0.00	\$0.00	\$0.00	\$0.00	\$0.00
7991	Provisiones para erogaciones especiales	\$316,725.00	-\$316,725.00	\$0.00	\$0.00	\$0.00	\$0.00	\$0.00	\$0.00	\$0.00	\$0.00	\$0.00
<b>Captacion de Derechos 2024</b>		<b>\$3,683,259.00</b>	<b>\$0.00</b>	<b>\$3,683,259.00</b>	<b>\$1,411,877.16</b>	<b>\$2,271,381.84</b>	<b>\$1,356,352.16</b>	<b>\$55,525.00</b>	<b>\$2,326,906.84</b>	<b>\$1,356,352.16</b>	<b>\$1,351,306.09</b>	<b>\$5,046.07</b>

**905 Otros Recursos**

2000	<b>MATERIALES Y SUMINISTROS</b>	\$0.00	\$303,281.66	\$303,281.66	\$257,475.93	\$45,805.73	\$257,475.93	\$0.00	\$45,805.73	\$257,475.93	\$257,475.93	\$0.00
2100	<b>MATERIALES DE ADMINISTRACIÓN, EMISIÓN DE DOC</b>	\$0.00	\$52,525.60	\$52,525.60	\$52,525.60	\$0.00	\$52,525.60	\$0.00	\$0.00	\$52,525.60	\$52,525.60	\$0.00
2110	Materiales, útiles y equipos menores de oficina	\$0.00	\$25,918.10	\$25,918.10	\$25,918.10	\$0.00	\$25,918.10	\$0.00	\$0.00	\$25,918.10	\$25,918.10	\$0.00
2111	Materiales, útiles y equipos menores de oficina	\$0.00	\$25,918.10	\$25,918.10	\$25,918.10	\$0.00	\$25,918.10	\$0.00	\$0.00	\$25,918.10	\$25,918.10	\$0.00
2140	Materiales, útiles y equipos menores de tecnologías de la	\$0.00	\$26,607.50	\$26,607.50	\$26,607.50	\$0.00	\$26,607.50	\$0.00	\$0.00	\$26,607.50	\$26,607.50	\$0.00
2141	Materiales, útiles y equipos menores de tecnologías de la	\$0.00	\$26,607.50	\$26,607.50	\$26,607.50	\$0.00	\$26,607.50	\$0.00	\$0.00	\$26,607.50	\$26,607.50	\$0.00
2400	<b>MATERIALES Y ARTÍCULOS DE CONSTRUCCIÓN Y DE</b>	\$0.00	\$96,507.99	\$96,507.99	\$96,507.99	\$0.00	\$96,507.99	\$0.00	\$0.00	\$96,507.99	\$96,507.99	\$0.00
2410	Productos minerales no metálicos	\$0.00	\$26,606.92	\$26,606.92	\$26,606.92	\$0.00	\$26,606.92	\$0.00	\$0.00	\$26,606.92	\$26,606.92	\$0.00
2411	Productos minerales no metálicos	\$0.00	\$26,606.92	\$26,606.92	\$26,606.92	\$0.00	\$26,606.92	\$0.00	\$0.00	\$26,606.92	\$26,606.92	\$0.00
2420	Cemento y productos de concreto	\$0.00	\$18,200.40	\$18,200.40	\$18,200.40	\$0.00	\$18,200.40	\$0.00	\$0.00	\$18,200.40	\$18,200.40	\$0.00
2421	Cemento y productos de concreto	\$0.00	\$18,200.40	\$18,200.40	\$18,200.40	\$0.00	\$18,200.40	\$0.00	\$0.00	\$18,200.40	\$18,200.40	\$0.00
2460	Material eléctrico y electrónico	\$0.00	\$50,164.40	\$50,164.40	\$50,164.40	\$0.00	\$50,164.40	\$0.00	\$0.00	\$50,164.40	\$50,164.40	\$0.00
2461	Material eléctrico y electrónico	\$0.00	\$50,164.40	\$50,164.40	\$50,164.40	\$0.00	\$50,164.40	\$0.00	\$0.00	\$50,164.40	\$50,164.40	\$0.00
2470	Artículos metálicos para la construcción	\$0.00	\$1,536.27	\$1,536.27	\$1,536.27	\$0.00	\$1,536.27	\$0.00	\$0.00	\$1,536.27	\$1,536.27	\$0.00
2471	Artículos metálicos para la construcción	\$0.00	\$1,536.27	\$1,536.27	\$1,536.27	\$0.00	\$1,536.27	\$0.00	\$0.00	\$1,536.27	\$1,536.27	\$0.00
2500	<b>PRODUCTOS QUÍMICOS, FARMACÉUTICOS Y DE LAB</b>	\$0.00	\$83,000.93	\$83,000.93	\$80,391.10	\$2,609.83	\$80,391.10	\$0.00	\$2,609.83	\$80,391.10	\$80,391.10	\$0.00

**GOBIERNO DEL ESTADO  
DE PUEBLA  
INSTITUTO TECNOLÓGICO  
SUPERIOR DE TEPEACA  
DIRECCIÓN**



Usr: Contabilidad  
Rep: rptEstadoPresupuestoEgresos\_FF

**Instituto Tecnológico Superior de Tepeaca**  
**Estado de Puebla**  
**Estado del Ejercicio del Presupuesto de Egresos por Fuente de Financiamiento Al 30/sep./2024**

Fecha y | 03/oct./2024  
hora de Impresión | 05:41 p. m.

Unidad Administrativa		Aprobado	Ampliaciones / (Reducciones)	Presupuesto Vigente	Comprometido	Presupuesto Disponible para Comprometer	Devengado	Comprometid o No Devengado	Presupuesto Sin Devengar	Ejercido	Pagado	Cuentas por
Objeto	del Gasto											Pagar Deuda
2530	Medicinas y productos farmacéuticos	\$0.00	\$8,360.92	\$8,360.92	\$8,360.92	\$0.00	\$8,360.92	\$0.00	\$0.00	\$8,360.92	\$8,360.92	\$0.00
2531	Medicinas y productos farmacéuticos	\$0.00	\$8,360.92	\$8,360.92	\$8,360.92	\$0.00	\$8,360.92	\$0.00	\$0.00	\$8,360.92	\$8,360.92	\$0.00
2540	Materiales, accesorios y suministros médicos	\$0.00	\$3,371.95	\$3,371.95	\$762.12	\$2,609.83	\$762.12	\$0.00	\$2,609.83	\$762.12	\$762.12	\$0.00
2542	Materiales, accesorios y suministros médicos para el sect	\$0.00	\$3,371.95	\$3,371.95	\$762.12	\$2,609.83	\$762.12	\$0.00	\$2,609.83	\$762.12	\$762.12	\$0.00
2560	Fibras sintéticas, hules, plásticos y derivados	\$0.00	\$71,268.06	\$71,268.06	\$71,268.06	\$0.00	\$71,268.06	\$0.00	\$0.00	\$71,268.06	\$71,268.06	\$0.00
2561	Fibras sintéticas, hules, plásticos y derivados	\$0.00	\$71,268.06	\$71,268.06	\$71,268.06	\$0.00	\$71,268.06	\$0.00	\$0.00	\$71,268.06	\$71,268.06	\$0.00
2900	<b>HERRAMIENTAS, REFACCIONES Y ACCESORIOS MEN</b>	\$0.00	\$71,247.14	\$71,247.14	\$28,051.24	\$43,195.90	\$28,051.24	\$0.00	\$43,195.90	\$28,051.24	\$28,051.24	\$0.00
2960	Refacciones y accesorios menores de equipo de transpor	\$0.00	\$71,247.14	\$71,247.14	\$28,051.24	\$43,195.90	\$28,051.24	\$0.00	\$43,195.90	\$28,051.24	\$28,051.24	\$0.00
2961	Refacciones y accesorios menores de equipo de transpor	\$0.00	\$71,247.14	\$71,247.14	\$28,051.24	\$43,195.90	\$28,051.24	\$0.00	\$43,195.90	\$28,051.24	\$28,051.24	\$0.00
<b>3000</b>	<b>SERVICIOS GENERALES</b>	\$0.00	\$1,026,903.05	\$1,026,903.05	\$657,626.81	\$369,276.24	\$649,905.85	\$7,720.96	\$376,997.20	\$649,905.85	\$649,905.85	\$0.00
3100	<b>SERVICIOS BÁSICOS</b>	\$0.00	\$46,106.63	\$46,106.63	\$7,720.96	\$38,385.67	\$0.00	\$7,720.96	\$46,106.63	\$0.00	\$0.00	\$0.00
3120	Gas	\$0.00	\$40,008.90	\$40,008.90	\$7,720.96	\$32,287.94	\$0.00	\$7,720.96	\$40,008.90	\$0.00	\$0.00	\$0.00
3121	Servicio de gas	\$0.00	\$40,008.90	\$40,008.90	\$7,720.96	\$32,287.94	\$0.00	\$7,720.96	\$40,008.90	\$0.00	\$0.00	\$0.00
3170	Servicios de acceso de Internet, redes y procesamiento d	\$0.00	\$6,097.73	\$6,097.73	\$0.00	\$6,097.73	\$0.00	\$0.00	\$6,097.73	\$0.00	\$0.00	\$0.00
3171	Servicios de acceso de internet	\$0.00	\$6,097.73	\$6,097.73	\$0.00	\$6,097.73	\$0.00	\$0.00	\$6,097.73	\$0.00	\$0.00	\$0.00
<b>3200</b>	<b>SERVICIOS DE ARRENDAMIENTO</b>	\$0.00	\$111,360.00	\$111,360.00	\$111,360.00	\$0.00	\$111,360.00	\$0.00	\$0.00	\$111,360.00	\$111,360.00	\$0.00
3260	Arrendamiento de maquinaria, otros equipos y herramient	\$0.00	\$111,360.00	\$111,360.00	\$111,360.00	\$0.00	\$111,360.00	\$0.00	\$0.00	\$111,360.00	\$111,360.00	\$0.00
3261	Arrendamiento de maquinaria, otros equipos y herramient	\$0.00	\$111,360.00	\$111,360.00	\$111,360.00	\$0.00	\$111,360.00	\$0.00	\$0.00	\$111,360.00	\$111,360.00	\$0.00
<b>3300</b>	<b>SERVICIOS PROFESIONALES, CIENTÍFICOS, TÉCNICO</b>	\$0.00	\$102,946.66	\$102,946.66	\$53,998.00	\$48,948.66	\$53,998.00	\$0.00	\$48,948.66	\$53,998.00	\$53,998.00	\$0.00
3340	Servicios de capacitación	\$0.00	\$53,998.00	\$53,998.00	\$53,998.00	\$0.00	\$53,998.00	\$0.00	\$0.00	\$53,998.00	\$53,998.00	\$0.00
3341	Capacitación institucional	\$0.00	\$53,998.00	\$53,998.00	\$53,998.00	\$0.00	\$53,998.00	\$0.00	\$0.00	\$53,998.00	\$53,998.00	\$0.00
3380	Servicios de vigilancia	\$0.00	\$48,948.66	\$48,948.66	\$0.00	\$48,948.66	\$0.00	\$0.00	\$48,948.66	\$0.00	\$0.00	\$0.00
3381	Servicios de vigilancia	\$0.00	\$48,948.66	\$48,948.66	\$0.00	\$48,948.66	\$0.00	\$0.00	\$48,948.66	\$0.00	\$0.00	\$0.00
<b>3500</b>	<b>SERVICIOS DE INSTALACIÓN, REPARACIÓN, MANTEN</b>	\$0.00	\$218,329.28	\$218,329.28	\$193,887.37	\$24,441.91	\$193,887.37	\$0.00	\$24,441.91	\$193,887.37	\$193,887.37	\$0.00
3510	Conservación y mantenimiento menor de inmuebles	\$0.00	\$104,400.00	\$104,400.00	\$104,400.00	\$0.00	\$104,400.00	\$0.00	\$0.00	\$104,400.00	\$104,400.00	\$0.00
3511	Mantenimiento y conservación menor de inmuebles para	\$0.00	\$104,400.00	\$104,400.00	\$104,400.00	\$0.00	\$104,400.00	\$0.00	\$0.00	\$104,400.00	\$104,400.00	\$0.00
3550	Reparación y mantenimiento de equipo de transporte	\$0.00	\$32,648.08	\$32,648.08	\$25,606.17	\$7,041.91	\$25,606.17	\$0.00	\$7,041.91	\$25,606.17	\$25,606.17	\$0.00
3551	Mantenimiento y conservación de vehículos terrestres, aé	\$0.00	\$32,648.08	\$32,648.08	\$25,606.17	\$7,041.91	\$25,606.17	\$0.00	\$7,041.91	\$25,606.17	\$25,606.17	\$0.00
3570	Instalación, reparación y mantenimiento de maquinaria, o	\$0.00	\$22,747.60	\$22,747.60	\$22,747.60	\$0.00	\$22,747.60	\$0.00	\$0.00	\$22,747.60	\$22,747.60	\$0.00
3571	Instalación, reparación y mantenimiento de maquinaria y	\$0.00	\$22,747.60	\$22,747.60	\$22,747.60	\$0.00	\$22,747.60	\$0.00	\$0.00	\$22,747.60	\$22,747.60	\$0.00
3580	Servicios de limpieza y manejo de desechos	\$0.00	\$23,733.60	\$23,733.60	\$23,733.60	\$0.00	\$23,733.60	\$0.00	\$0.00	\$23,733.60	\$23,733.60	\$0.00





Usr: Contabilidad  
Rep: rptEstadoPresupuestoEgresos\_FF

**Instituto Tecnológico Superior de Tepeaca**  
**Estado de Puebla**  
**Estado del Ejercicio del Presupuesto de Egresos por Fuente de Financiamiento Al 30/sep./2024**

Fecha y hora de Impresión | 03/oct./2024  
05:41 p. m.

Objeto del Gasto	Unidad Administrativa	Aprobado	Ampliaciones / (Reducciones)	Presupuesto Vigente	Comprometido	Presupuesto Disponible para Comprometer	Devengado	Comprometido o No Devengado	Presupuesto Sin Devengar	Ejercido	Pagado	Cuentas por Pagar Deuda
3581	Servicios de limpieza y manejo de desechos	\$0.00	\$23,733.60	\$23,733.60	\$23,733.60	\$0.00	\$23,733.60	\$0.00	\$0.00	\$23,733.60	\$23,733.60	\$0.00
3590	Servicios de jardinería y fumigación	\$0.00	\$34,800.00	\$34,800.00	\$17,400.00	\$17,400.00	\$17,400.00	\$0.00	\$17,400.00	\$17,400.00	\$17,400.00	\$0.00
3591	Servicios de jardinería y fumigación	\$0.00	\$34,800.00	\$34,800.00	\$17,400.00	\$17,400.00	\$17,400.00	\$0.00	\$17,400.00	\$17,400.00	\$17,400.00	\$0.00
<b>3600</b>	<b>SERVICIOS DE COMUNICACIÓN SOCIAL Y PUBLICIDA</b>	<b>\$0.00</b>	<b>\$11,600.00</b>	<b>\$11,600.00</b>	<b>\$11,600.00</b>	<b>\$0.00</b>	<b>\$11,600.00</b>	<b>\$0.00</b>	<b>\$0.00</b>	<b>\$11,600.00</b>	<b>\$11,600.00</b>	<b>\$0.00</b>
3620	Difusión por radio, televisión y otros medios de mensajes	\$0.00	\$11,600.00	\$11,600.00	\$11,600.00	\$0.00	\$11,600.00	\$0.00	\$0.00	\$11,600.00	\$11,600.00	\$0.00
3621	Difusión por radio, televisión y otros medios de mensajes	\$0.00	\$11,600.00	\$11,600.00	\$11,600.00	\$0.00	\$11,600.00	\$0.00	\$0.00	\$11,600.00	\$11,600.00	\$0.00
<b>3800</b>	<b>SERVICIOS OFICIALES</b>	<b>\$0.00</b>	<b>\$150,310.48</b>	<b>\$150,310.48</b>	<b>\$150,310.48</b>	<b>\$0.00</b>	<b>\$150,310.48</b>	<b>\$0.00</b>	<b>\$0.00</b>	<b>\$150,310.48</b>	<b>\$150,310.48</b>	<b>\$0.00</b>
3820	Gastos de orden social y cultural	\$0.00	\$150,310.48	\$150,310.48	\$150,310.48	\$0.00	\$150,310.48	\$0.00	\$0.00	\$150,310.48	\$150,310.48	\$0.00
3821	Gastos de orden social	\$0.00	\$150,310.48	\$150,310.48	\$150,310.48	\$0.00	\$150,310.48	\$0.00	\$0.00	\$150,310.48	\$150,310.48	\$0.00
<b>3900</b>	<b>OTROS SERVICIOS GENERALES</b>	<b>\$0.00</b>	<b>\$386,250.00</b>	<b>\$386,250.00</b>	<b>\$128,750.00</b>	<b>\$257,500.00</b>	<b>\$128,750.00</b>	<b>\$0.00</b>	<b>\$257,500.00</b>	<b>\$128,750.00</b>	<b>\$128,750.00</b>	<b>\$0.00</b>
3940	Sentencias y resoluciones por autoridad competente	\$0.00	\$375,000.00	\$375,000.00	\$125,000.00	\$250,000.00	\$125,000.00	\$0.00	\$250,000.00	\$125,000.00	\$125,000.00	\$0.00
3941	Laudos laborales	\$0.00	\$375,000.00	\$375,000.00	\$125,000.00	\$250,000.00	\$125,000.00	\$0.00	\$250,000.00	\$125,000.00	\$125,000.00	\$0.00
3980	Impuesto sobre nóminas y otros que se deriven de una re	\$0.00	\$11,250.00	\$11,250.00	\$3,750.00	\$7,500.00	\$3,750.00	\$0.00	\$7,500.00	\$3,750.00	\$3,750.00	\$0.00
3981	Impuesto sobre nóminas y otros que se deriven de una re	\$0.00	\$11,250.00	\$11,250.00	\$3,750.00	\$7,500.00	\$3,750.00	\$0.00	\$7,500.00	\$3,750.00	\$3,750.00	\$0.00
<b>Otros Recursos</b>		<b>\$0.00</b>	<b>\$1,330,184.71</b>	<b>\$1,330,184.71</b>	<b>\$915,102.74</b>	<b>\$415,081.97</b>	<b>\$907,381.78</b>	<b>\$7,720.96</b>	<b>\$422,802.93</b>	<b>\$907,381.78</b>	<b>\$907,381.78</b>	<b>\$0.00</b>
<b>907</b>	<b>Recursos del Resultado del Ejercicio Contable Presupuestal</b>											
<b>3000</b>	<b>SERVICIOS GENERALES</b>	<b>\$0.00</b>	<b>\$7,979,167.33</b>	<b>\$7,979,167.33</b>	<b>\$7,979,167.33</b>	<b>\$0.00</b>	<b>\$7,979,167.33</b>	<b>\$0.00</b>	<b>\$0.00</b>	<b>\$7,979,167.33</b>	<b>\$7,979,167.33</b>	<b>\$0.00</b>
<b>3900</b>	<b>OTROS SERVICIOS GENERALES</b>	<b>\$0.00</b>	<b>\$7,979,167.33</b>	<b>\$7,979,167.33</b>	<b>\$7,979,167.33</b>	<b>\$0.00</b>	<b>\$7,979,167.33</b>	<b>\$0.00</b>	<b>\$0.00</b>	<b>\$7,979,167.33</b>	<b>\$7,979,167.33</b>	<b>\$0.00</b>
3940	Sentencias y resoluciones por autoridad competente	\$0.00	\$7,746,764.40	\$7,746,764.40	\$7,746,764.40	\$0.00	\$7,746,764.40	\$0.00	\$0.00	\$7,746,764.40	\$7,746,764.40	\$0.00
3941	Laudos laborales	\$0.00	\$7,746,764.40	\$7,746,764.40	\$7,746,764.40	\$0.00	\$7,746,764.40	\$0.00	\$0.00	\$7,746,764.40	\$7,746,764.40	\$0.00
3980	Impuesto sobre nóminas y otros que se deriven de una re	\$0.00	\$232,402.93	\$232,402.93	\$232,402.93	\$0.00	\$232,402.93	\$0.00	\$0.00	\$232,402.93	\$232,402.93	\$0.00
3981	Impuesto sobre nóminas y otros que se deriven de una re	\$0.00	\$232,402.93	\$232,402.93	\$232,402.93	\$0.00	\$232,402.93	\$0.00	\$0.00	\$232,402.93	\$232,402.93	\$0.00
<b>Recursos del Resultado del Ejercicio (</b>		<b>\$0.00</b>	<b>\$7,979,167.33</b>	<b>\$7,979,167.33</b>	<b>\$7,979,167.33</b>	<b>\$0.00</b>	<b>\$7,979,167.33</b>	<b>\$0.00</b>	<b>\$0.00</b>	<b>\$7,979,167.33</b>	<b>\$7,979,167.33</b>	<b>\$0.00</b>
<b>Total Final</b>		<b>\$96,383,881.03</b>	<b>\$11,025,672.97</b>	<b>\$64,809,554.00</b>	<b>\$40,543,135.47</b>	<b>\$24,266,418.53</b>	<b>\$40,107,259.95</b>	<b>\$435,875.52</b>	<b>\$24,702,294.05</b>	<b>\$40,107,259.95</b>	<b>\$39,893,438.95</b>	<b>\$213,821.00</b>



**GOBIERNO DEL ESTADO  
DE PUEBLA  
INSTITUTO TECNOLÓGICO  
SUPERIOR DE TEPEACA  
DIRECCIÓN**





Usr: Contabilidad  
 Rep: rptEstadoPresupuestoEgresos\_FF

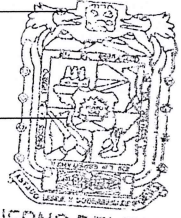
## Instituto Tecnológico Superior de Tepeaca Estado de Puebla



Estado del Ejercicio del Presupuesto de Egresos por Fuente de Financiamiento Al 30/sep./2024

Fecha y hora de Impresión | 03/oct./2024  
 05:41 p. m.

Unidad Administrativa Objeto del Gasto	Aprobado	Ampliaciones / (Reducciones)	Presupuesto Vigente	Comprometido	Presupuesto Disponible para Comprometer	Devengado	Comprometid o No Devengado	Presupuesto Sin Devengar	Ejercido	Cuentas por Pagar Deuda
---	----------	---------------------------------	------------------------	--------------	---	-----------	----------------------------------	-----------------------------	----------	-------------------------------

  
 CAROLINA RAMÍREZ OLIVAREZ  
 DIRECTORA GENERAL  
  
 NORA JAQUELINE GARCÍA CARRILLO  
 SUBDIRECTORA DE PLANEACION Y EVALUACION



  
 GABRIELA CECILIA PORTES FLORES LARA  
 DIRECTORA DE PLANEACION, ADMINISTRACIÓN Y FINANZAS  
  
 AURORA GONZALEZ CASTILLERO  
 JEFA DEPTO. DE RECURSOS FINANCIEROS Y CONTABILIDAD

GOBIERNO DEL ESTADO  
 DE PUEBLA  
 INSTITUTO TECNOLÓGICO  
 SUPERIOR DE TEPEACA  
 DIRECCIÓN